



November 2, 2023

**TO:** LOCSO Board of Directors

**FROM:** Ron Munds, General Manager  
Adrienne Geidel, District Accountant

**SUBJECT: Agenda Item 6F – 11/2/2023 Board Meeting**  
Receive Quarterly Investment Report for Q3 2023

**President**  
Charles L. Cesena

**Vice President**  
Marshall E. Ochylski

**Directors**  
Matthew D. Fourcroy  
Troy C. Gatchell  
Christine M. Womack

**General Manager**  
Ron Munds

**District Accountant**  
Robert Stilts, CPA

**Unit Chief**  
John Owens

**Battalion Chief**  
Paul Provence

**Mailing Address:**  
P.O. Box 6064  
Los Osos, CA 93412

**Offices:**  
2122 9<sup>th</sup> Street, Suite 110  
Los Osos, CA 93402

**Phone:** 805/528-9370  
**FAX:** 805/528-9377

[www.losososcso.org](http://www.losososcso.org)

## **DESCRIPTION**

This report includes the required quarterly investment report for calendar year Q3 2023.

## **SUMMARY OF STAFF RECOMMENDATION:**

This item will be approved along with the consent calendar unless it is removed by a Director for separate consideration. If so, staff recommends that the Board adopt the following motion:

***Motion: I move that the Board receive and file the Quarterly Investment Report for the third quarter of 2023.***

## **BACKGROUND**

The District's Investment Policy requires the Finance Officer/Treasurer, which is the General Manager, to make quarterly investment reports to the Board as detailed further below and in the attachments.

## **Quarterly Report**

***Policy: Finance Officer/Treasurer shall file a quarterly report that identifies the District's investments and their compliance with the District's Investment Policy. The quarterly report must be filed with the District's auditor and considered by the District's Board of Directors within thirty (30) days after the end of each quarter (i.e., by May 1, August 1, November 1, and February 1) (California Government Code § 53646).***

## **Q3 Quarterly Report – For Funds Invested with Optimized Investment Partners**

The total cash and investment portfolio book value (cost) held by the District as of September 30, 2023 was \$8,869,774 and total cash and investments held by the trustees was \$1,142,241.

Institution	Amount
Managed Investment Portfolio	\$7,021,557
State of CA Local Agency Investment Fund	\$16,219
California Asset Management Program (CAMP) Pooled Investment Fund	\$1,010,263
Mechanics Bank Cash/Time Deposits	\$821,734
Accrued and paid interest on investment	\$91,937

*(Earned interest is the interest earned on investments over a specific time period, accrued interest is the interest that an investment has earned, but hasn't yet been received, and paid interest is the interest that has already been received as payment)*

During the quarter, 19 investments totaling \$5,258,276 were purchased. Certificates of deposit totaling: \$2,467,000, Federal agency bonds/notes totaling: \$743,410 & U.S. Treasury bonds/notes/bills totaling: \$2,047,866. During the quarter, one investment matured, totaling \$526,000. The funds will be reinvested in the month of October. Pooled investments balances: California Asset Management Program (CAMP) balance was \$1,010,263 & State of CA Local Agency Investment Fund (LAIF) balance was \$16,219. U.S. Bank Money Market fund balance was \$564,540.

Two-year Treasuries yielding 4.87% at the beginning of the quarter ended higher at the end of the quarter at 5.03%, which was an increase of 16 basis points for the quarter.

As of September 30, 2023, the Weighted Yield to Maturity on the Managed Investment Portfolio was 4.83%.

At the end of this quarter, the Weighted Average Maturity of the Managed Investment Portfolio was 2.36 years.

The Federal Open Market Committee (FOMC) meets approximately every six weeks and determines the level of the Federal Funds Rate. At their July 26th meeting, the FOMC voted to increase the Federal Funds Rate by 0.25%, raising it to 5.50%. At the September 20th meeting, the FOMC voted to maintain the Federal Funds Rate target range at its current level of 5.50%.

**Q3 Quarterly Report – Wastewater Bond Reserve & Redemption Fund**

- In the Wastewater Bond Reserve & Redemption Fund, the District holds Treasury Investments in US Bank as detailed in the attached “Detailed quarterly investment report third quarter of 2023.”

**Recent Maturities**

In the Wastewater Bond Redemption Fund, one US Treasury Note and one US Treasury Bill, for \$180,000 and \$374,000 matured on August 31, 2023. These investments resulted in \$5,168.46 and \$9,075.73 in earnings, respectively. All earnings and income from these investments reduce future costs to taxpayers related to the wastewater debt.

The district also purchased one US Treasury note for \$111,459.94 (July 21) with a par value of \$116,000 that will mature on August 31, 2027. The interest rate is 3.125% and expected income and earnings after maturity are \$19,443.93. The note is held within our Wastewater Reserve Fund.

The District plans to reinvest the funds from the maturing treasury bills. Staff will review cash flow needs of the funds, legal reserve requirements, and current interest rates to determine the appropriate allocation of reserves and investments.

**Compliance:** The District's investments comply with the Investment Policy, California Government Code § 53646, and California Government Code § 16429.1.

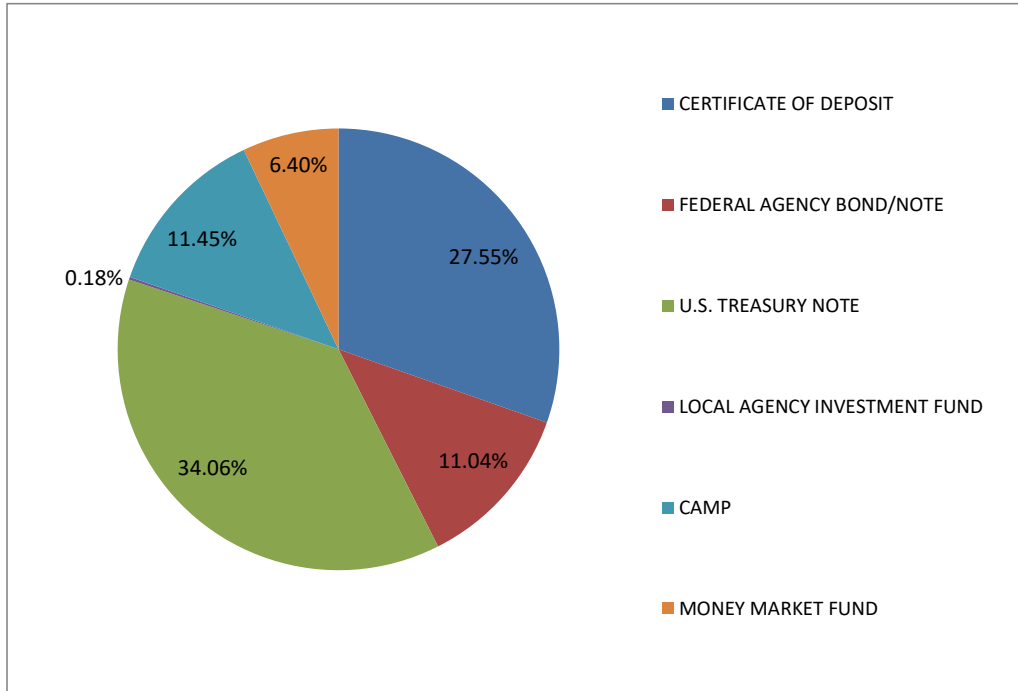
**Cash Flow:** Based on our analysis, the District can meet cash flow requirements, including any pool expenditure requirements, for the next six months.

**Attachments:**

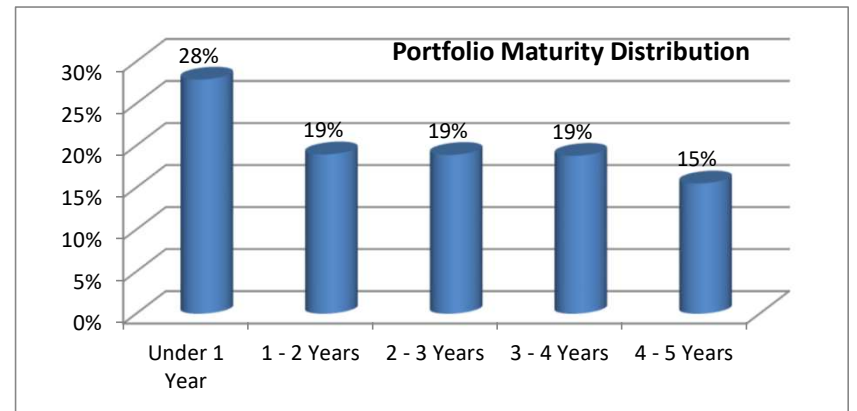
- Investment Report for the Quarter Ended September 30, 2023 – Optimized Investment Partners
- Summary of Cash and Investment as of September 30, 2023
- Detailed Quarterly Investment Report Third Quarter of 2023 – US Bank Wastewater Account
- LAIF statement ending September 30, 2023
- Mechanics Bank statements ending September 30, 2023
- US Bank statements ending September 30, 2023
- CAMP Statement ending September 30, 2023

**Los Osos Community Services District  
Investment Report for the Quarter Ended September 30, 2023**

**Portfolio Summary and Key Statistics**



Portfolio Key Statistics		
PAR Value	\$	8,185,022
Book Value (COST)	\$	8,048,039
Market Value	\$	8,000,106
Weighted Average Maturity (in years)		2.36
Weighted Yield to Maturity		<b>4.83%</b>



Excludes Pooled Investments and U.S. Bank Custodial Cash Account

**U.S. Treasury Yields - Quarterly Comparison**

Maturity	Sept 2023	June 2023	Change
3-Month	5.55%	5.43%	0.12%
1-Year	5.46%	5.40%	0.06%
2-Year	5.03%	4.87%	0.16%
3-Year	4.80%	4.49%	0.31%
5-Year	4.60%	4.13%	0.47%
10-Year	4.59%	3.81%	0.78%

**2-Year U.S. Treasury Yield - Historical Data**

Sep 2023	Sep 2022	Sep 2021	Sep 2020
5.03%	4.22%	0.28%	0.13%

Portfolio Maturity	PAR Maturing	% Maturing
Under 1 Year	\$ 1,837,000	28%
1 - 2 Years	\$ 1,250,000	19%
2 - 3 Years	\$ 1,246,000	19%
3 - 4 Years	\$ 1,239,000	19%
4 - 5 Years	\$ 1,022,000	15%
<b>Total</b>	<b>\$ 6,594,000</b>	<b>100%</b>

Interest Earnings	FY2023	FY2024	Change
July		\$ 26,855	\$ -
Aug		\$ 32,579	\$ -
Sep		\$ 32,503	\$ -
<b>Total for Quarter</b>	<b>\$ -</b>	<b>\$ 91,937</b>	<b>\$ -</b>

Note: Interest Earnings figures do not include capital gains or losses

**Summary of Cash and Investments as of September 30, 2023**  
**Los Osos CSD**

<b>Investment Type</b>	<b>Par Value</b>	<b>Market Value</b>	<b>Book Value</b>	<b>% of Portfolio</b>
<b>Managed Investment Portfolio</b>				
U.S. Bank Custodial Cash Account	564,540	564,540	564,540	5.61%
U.S. Treasury Bond/Note	3,127,000	3,004,834	3,008,291	29.92%
Federal Agency Bond/Note	1,000,000	973,555	981,726	9.76%
Certificate of Deposit	2,467,000	2,430,695	2,467,000	24.54%
<b>Managed Investment Portfolio Subtotal</b>	<b>7,158,540</b>	<b>6,973,624</b>	<b>7,021,557</b>	<b>69.84%</b>
<b>Pooled Investments</b>				
State of CA Local Agency Investment Fund	16,219	16,219	16,219	0.16%
CAMP	1,010,263	1,010,263	1,010,263	10.05%
<b>Pooled Investments Subtotal</b>	<b>1,026,482</b>	<b>1,026,482</b>	<b>1,026,482</b>	<b>10.21%</b>
<b>Cash/Time Deposits</b>	821,734	821,734	821,734	8.17%
<b>Accrued Interest</b>	42,270	42,270	42,270	
<b>Total Cash &amp; Investments Held by the District</b>	<b>9,049,026</b>	<b>8,864,111</b>	<b>8,912,044</b>	<b>88.64%</b>
<b>Held by Bank Trustee/Fiduciary Funds (1)</b>				
Investment Agreements	0	0	0	0.00%
Cash with Fiscal Agents	1,142,241	1,142,241	1,142,241	11.36%
Restricted Cash	0	0	0	0.00%
U.S. Government	0	0	0	0.00%
<b>Total Held by Bank Trustee/Fiduciary Funds</b>	<b>\$1,142,241</b>	<b>\$1,142,241</b>	<b>\$1,142,241</b>	<b>11.36%</b>
<b>Total Portfolio</b>	<b>\$ 10,191,268</b>	<b>\$ 10,006,352</b>	<b>\$ 10,054,285</b>	<b>100.00%</b>

Notes:

1. Reflects bond proceeds and tax levy revenues held by trustee in accordance with bond covenants.
2. Par value is the principal amount of the investment on maturity.
3. Market values contained herein are received from sources we believe are reliable, however we do not guarantee their accuracy.
4. Book value is par value of the security plus or minus any premium or discount on the security.

## Detailed Quarterly Investment Report - Third Quarter of 2023

	Requirements District Policy and State Code
Table	1. Type of Investment
Table	2. Institution/issuer
Table	3. Date of Maturity (if applicable)
Table	4. Amount of deposit or cost of the security, including par and dollar amount invested on all securities, investments, and moneys held by the District
Table	5. Current market value of securities, with identification of the source of the valuation, for all securities held by the District as well as securities under the management of any outside party that is not also a local agency or the State of California Local Agency Investment Fund
Table	6. Rate of Interest
Staff Report	7. Statement of compliance with the Statement of Investment Policy or the manner in which the portfolio is not in compliance
Staff Report	8. Statement of the District's ability to meet cash flow requirements, including any pool expenditure requirements, for the next six months, or an explanation as to why sufficient money may not be available
Table	9. Accrued Interest (if applicable)
Table	10. Description of any of the District's funds, investments, or programs that are under the management of contracted parties, including lending programs

Fund	Type of Investment	Issuer	Rating	Purchase Date	Cost at Purchase	Date of Maturity	Par Amount (Returned at maturity)	Current market value of securities (on Sep 30, 2023)	Rate of Interest	Description of any of the District's funds used	Total Expected Income and Gains at Maturity
Wastewater Reserve	U S TREASURY NOTE	U.S. Department of the Treasury	AAA (Moody's)	5/18/2022	99,482.79	11/30/2023	100,000.00	99,454.00	2.125%	Funds held in required amounts for the repayment of wastewater bonds. District intends to hold all Bills and Notes until maturity. Annual property tax receipts pay annual debt service on bonds.	2,718.10
Wastewater Reserve	U S TREASURY NOTE	U.S. Department of the Treasury	AAA (Moody's)	3/17/2022	198,474.18	02/29/2024	200,000.00	196,782.00	1.500%		7,379.08
Wastewater Reserve	U S TREASURY NOTE	U.S. Department of the Treasury	AAA (Moody's)	3/17/2022	194,670.40	01/15/2025	200,000.00	189,610.00	1.125%		11,694.24
Wastewater Reserve	U S TREASURY NOTE	U.S. Department of the Treasury	AAA (Moody's)	5/18/2022	124,413.43	08/31/2025	125,000.00	119,663.75	2.750%		11,879.88
Wastewater Reserve	U S TREASURY NOTE	U.S. Department of the Treasury	AAA (Moody's)	2/10/2022	198,344.60	02/15/2026	200,000.00	185,266.00	1.625%		14,690.73
Wastewater Reserve	U S TREASURY NOTE	U.S. Department of the Treasury	n/a	1/9/2023	108,645.59	07/31/2024	111,000.00	108,741.15	3.000%		7,548.49
Wastewater Reserve	U S TREASURY NOTE	U.S. Department of the Treasury	AAA (Moody's)	7/21/2023	111,459.94	08/31/2027	116,000.00	109,479.64	3.125%		19,443.93
<b>TOTAL:</b>					<b>\$ 1,035,490.93</b>		<b>\$ 1,052,000.00</b>	<b>\$ 1,008,996.54</b>			<b>\$ 75,354.45</b>

### Other Assets within Wastewater Funds

Redemption	Cash/Money Market							112,560.87
Redemption	Accrued Income - per 9/30 Bank Statement							906.09
Prepay	Cash/Money Market							7,363.18
Prepay	Accrued Income - per 9/30 Bank Statement							29.91
Reserve	Cash/Money Market							9,322.76
Reserve	Accrued Income - per 9/30 Bank Statement							3,061.99
<b>GRAND TOTAL:</b>								<b>\$ 1,142,241.34</b>

Matured											
Wastewater Redemption	U S TREASURY NOTE	U.S. Department of the Treasury	AAA (Moody's)	1/9/2023	177,990.24	08/31/2023	180,000.00		2.75%		5,168.46
Wastewater Redemption	U S TREASURY BILL	U.S. Department of the Treasury	n/a	3/2/2023	364,924.27	08/31/2023	374,000.00		Zero coupon Treasury Bill		9,075.73
Wastewater Reserve	U S TREASURY BILL	U.S. Department of the Treasury	n/a	1/9/2023	97,641.25	07/13/2023	100,000.00		Zero coupon Treasury Bill		2,358.75
Wastewater Redemption	U S TREASURY BILL	U.S. Department of the Treasury	N/A	2/10/2022	504,346.36	08/11/2022	506,000.00		Zero coupon, interest is calculated as discount in purchase price.		1,653.64
Wastewater Reserve	U S TREASURY BILL	U.S. Department of the Treasury	N/A	2/10/2022	199,346.39	08/11/2022	200,000.00		Zero coupon, interest is calculated as discount in purchase price.		653.61
<b>TOTAL:</b>					<b>\$ 1,344,248.51</b>		<b>\$ 1,360,000.00</b>	<b>\$ -</b>			<b>18,910.19</b>

California State Treasurer  
**Fiona Ma, CPA**



Local Agency Investment Fund  
P.O. Box 942809  
Sacramento, CA 94209-0001  
(916) 653-3001

October 02, 2023

[LAIF Home](#)  
[PMIA Average Monthly Yields](#)

---

LOS OSOS COMMUNITY SERVICES DISTRICT

GENERAL MANAGER  
P.O. BOX 6064  
LOS OSOS, CA 93412

[Tran Type Definitions](#)

**Account Number:**

//

September 2023 Statement




**Account Summary**

Total Deposit:	0.00	Beginning Balance:	16,218.68
Total Withdrawal:	0.00	Ending Balance:	16,218.68

**RETURN SERVICE REQUESTED**

LOS OSOS COMMUNITY SERVICES DISTRICT  
 BANKRUPTCY CASE NO 06-10548-RR  
 BY LOS OSOS CSD DEBTOR-IN-POSSESSION  
 PO BOX 6064  
 LOS OSOS CA 93412-6064

**Managing Your Accounts**

-  Client Services 800.797.6324
-  Online [www.mechanicsbank.com](http://www.mechanicsbank.com)
-  Mobile Download Our Mobile Apps



# Think Growth

Big solutions to get your business to the next level.

  
Financing & Credit<sup>1</sup>

  
Cash Management Solutions

  
Merchant & Payroll Services<sup>2</sup>

  
Business Online & Mobile Banking

TO GET STARTED GO TO  
[www.MechanicsBank.com/ThinkGrowth](http://www.MechanicsBank.com/ThinkGrowth)

1) Loans and credit products subject to credit approval. 2) Merchant Services and Payroll Services are offered by a third party service provider unaffiliated with Mechanics Bank. Programs, products and services are subject to change.

**WATCH OUT FOR GRANDPARENT SCAMS**

Criminals pose as a relative (usually a child or a grandchild) claiming to be in some kind of trouble that requires immediate financial support. **Learn how to spot this scam at [www.MechanicsBank.com/Security](http://www.MechanicsBank.com/Security).**

**Summary of Accounts**

Account Type	Account Number	Ending Balance
PUBLIC CHECKING		\$102,793.69

**PUBLIC CHECKING-XXXXXXXX**

**Account Summary**

Date	Description	Amount
09/01/2023	Beginning Balance	\$102,793.69
	0 Credit(s) This Period	\$0.00
	0 Debit(s) This Period	\$0.00
09/29/2023	Ending Balance	\$102,793.69



**PUBLIC CHECKING-XXXXXXXX (continued)**

---




**Overdraft and Returned Item Fees**

	<b>Total for this period</b>	<b>Total year-to-date</b>
<b>Total Overdraft Fees</b>	\$0.00	\$0.00
<b>Total Returned Item Fees</b>	\$0.00	\$0.00

RETURN SERVICE REQUESTED

LOS OSOS COMMUNITY SERVICES DISTRICT  
 PO BOX 6064  
 LOS OSOS CA 93412-6064

**Managing Your Accounts**

-  Client Services 800.797.6324
-  Online [www.mechanicsbank.com](http://www.mechanicsbank.com)
-  Mobile Download Our Mobile Apps



## Big solutions to get your business to the next level.

  
Financing & Credit<sup>1</sup>

  
Cash Management Solutions

  
Merchant & Payroll Services<sup>2</sup>

  
Business Online & Mobile Banking

**TO GET STARTED GO TO**  
[www.MechanicsBank.com/ThinkGrowth](http://www.MechanicsBank.com/ThinkGrowth)

1) Loans and credit products subject to credit approval. 2) Merchant Services and Payroll Services are offered by a third party service provider unaffiliated with Mechanics Bank. Programs, products and services are subject to change.

**WATCH OUT FOR GRANDPARENT SCAMS**

Criminals pose as a relative (usually a child or a grandchild) claiming to be in some kind of trouble that requires immediate financial support. **Learn how to spot this scam at [www.MechanicsBank.com/Security](http://www.MechanicsBank.com/Security).**

**Summary of Accounts**

Account Type	Account Number	Ending Balance
PUBLIC CHECKING		\$398,380.65

**PUBLIC CHECKING-XXXXXXXX**

**Account Summary**

Date	Description	Amount
09/01/2023	Beginning Balance	\$343,564.58
	125 Credit(s) This Period	\$610,126.73
	75 Debit(s) This Period	\$555,310.66
09/29/2023	Ending Balance	\$398,380.65

**Deposits**

Date	Description	Amount
09/08/2023	DEPOSIT # 32157	\$140.00
09/08/2023	DEPOSIT # 32158	\$221.51

**PUBLIC CHECKING-XXXXXXX (continued)**
**Deposits (continued)**

Date	Description	Amount
09/08/2023	DEPOSIT # 32160	\$311.65
09/08/2023	DEPOSIT # 32130	\$357.36
09/08/2023	DEPOSIT # 32159	\$560.00
09/08/2023	DEPOSIT # 32131	\$576.85
09/08/2023	DEPOSIT # 32132	\$1,068.46
09/15/2023	DEPOSIT # 32134	\$80.00
09/15/2023	DEPOSIT # 32133	\$100.00
09/15/2023	DEPOSIT # 32161	\$100.00
09/15/2023	DEPOSIT # 32162	\$240.00
09/15/2023	DEPOSIT # 32135	\$316.00
09/15/2023	DEPOSIT # 32136	\$661.26
09/22/2023	DEPOSIT # 32142	\$300.00
09/22/2023	DEPOSIT # 32141	\$2,209.25
09/22/2023	DEPOSIT # 32138	\$15,623.96
09/22/2023	DEPOSIT # 32139	\$20,822.77

**Electronic Credits**

Date	Description	Amount
09/01/2023	BANKCARD BTOT DEP 510159341150076	\$358.34
09/01/2023	COUNTY OF SAN LU VENDOR PAY	\$884.10
09/01/2023	CHECKFREE LOS OSOS C 8888006456	\$1,676.52
09/05/2023	BANKCARD MTOT DEP 510159341150076	\$50.00
09/05/2023	TRANSFER PAYMENTUS LOCS D UTILITY PAYMENT	\$75.00
09/05/2023	METAVANTE CORP BILL PAYMT 02238	\$426.48
09/05/2023	TRANSFER PAYMENTUS LOCS D UTILITY PAYMENT	\$462.93
09/05/2023	BANKCARD MTOT DEP 510159341150076	\$967.23
09/05/2023	BANKCARD MTOT DEP 510159341150076	\$1,160.56
09/05/2023	BANKCARD MTOT DEP 510159341150076	\$1,220.71
09/05/2023	CHECKFREE LOS OSOS C 8888006456	\$2,162.02
09/05/2023	Remote Deposit	\$50.00
09/05/2023	Remote Deposit	\$24,119.24
09/06/2023	BANKCARD MTOT DEP 510159341150076	\$806.94
09/06/2023	CHECKFREE LOS OSOS C 8888006456	\$2,425.21
09/06/2023	Remote Deposit	\$5,672.66
09/07/2023	METAVANTE CORP BILL PAYMT 02255	\$141.11
09/07/2023	METAVANTE CORP BILL PAYMT 00234	\$313.37
09/07/2023	TRANSFER PAYMENTUS LOCS D UTILITY PAYMENT	\$327.98
09/07/2023	BANKCARD BTOT DEP 510159341150076	\$593.14
09/07/2023	CHECKFREE LOS OSOS C 8888006456	\$1,920.88
09/07/2023	117818739 Online Transfer from XXXXXX6905 on 9/07/23 at 9:05	\$300,000.00
09/08/2023	CHECKFREE LOS OSOS C 8888006456	\$1,044.14
09/08/2023	BANKCARD MTOT DEP 510159341150076	\$1,431.85
09/08/2023	Remote Deposit	\$10,089.48
09/11/2023	METAVANTE CORP BILL PAYMT 02144	\$88.83
09/11/2023	LOS OSOS COMMUNI LOCS D XXXXX2036	\$380.16
09/11/2023	BANKCARD MTOT DEP 510159341150076	\$534.80
09/11/2023	CHECKFREE LOS OSOS C 8888006456	\$631.57
09/11/2023	TRANSFER PAYMENTUS LOCS D UTILITY PAYMENT	\$1,091.35
09/11/2023	BANKCARD MTOT DEP 510159341150076	\$1,994.38
09/11/2023	BANKCARD MTOT DEP 510159341150076	\$1,996.62
09/12/2023	TRANSFER PAYMENTUS LOCS D UTILITY PAYMENT	\$233.16
09/12/2023	TRANSFER PAYMENTUS LOCS D UTILITY PAYMENT	\$600.11
09/12/2023	METAVANTE CORP BILL PAYMT 01355	\$985.37
09/12/2023	BANKCARD BTOT DEP 510159341150076	\$1,362.09
09/12/2023	CHECKFREE LOS OSOS C 8888006456	\$2,515.92
09/12/2023	Remote Deposit	\$1,619.67
09/12/2023	Remote Deposit	\$7,764.75
09/12/2023	Remote Deposit	\$15,188.12

**PUBLIC CHECKING-XXXXXXXX (continued)**
**Electronic Credits (continued)**

<b>Date</b>	<b>Description</b>	<b>Amount</b>
09/13/2023	METAVANTE CORP BILL PAYMT 02498	\$150.71
09/13/2023	TRANSFER PAYMENTUS LOCS D UTILITY PAYMENT	\$420.90
09/13/2023	BANKCARD MTOT DEP 510159341150076	\$498.55
09/13/2023	CHECKFREE LOS OSOS C 8888006456	\$1,439.76
09/13/2023	Remote Deposit	\$4,456.62
09/14/2023	METAVANTE CORP BILL PAYMT 01650	\$189.88
09/14/2023	TRANSFER PAYMENTUS LOCS D UTILITY PAYMENT	\$412.66
09/14/2023	BANKCARD MTOT DEP 510159341150076	\$1,024.45
09/14/2023	CHECKFREE LOS OSOS C 8888006456	\$1,122.47
09/14/2023	Remote Deposit	\$3,175.06
09/15/2023	TRANSFER PAYMENTUS LOCS D UTILITY PAYMENT	\$1,043.42
09/15/2023	CHECKFREE LOS OSOS C 8888006456	\$1,894.92
09/15/2023	BANKCARD MTOT DEP 510159341150076	\$2,242.53
09/15/2023	Remote Deposit	\$13,531.69
09/18/2023	CHECKFREE LOS OSOS C 8888006456	\$323.60
09/18/2023	BANKCARD MTOT DEP 510159341150076	\$1,263.21
09/18/2023	BANKCARD BTOT DEP 510159341150076	\$1,270.30
09/18/2023	Remote Deposit	\$190.00
09/18/2023	Remote Deposit	\$7,193.34
09/19/2023	TRANSFER PAYMENTUS LOCS D UTILITY PAYMENT	\$138.24
09/19/2023	CHECKFREE LOS OSOS C 8888006456	\$275.25
09/19/2023	TRANSFER PAYMENTUS LOCS D UTILITY PAYMENT	\$435.88
09/19/2023	TRANSFER PAYMENTUS LOCS D UTILITY PAYMENT	\$738.67
09/19/2023	BANKCARD MTOT DEP 510159341150076	\$1,744.88
09/19/2023	LOCS D LOCS D BILL XXXXX4518	\$3,798.38
09/19/2023	LOCS D LOCS D BILL XXXXX4518	\$4,548.22
09/19/2023	LOCS D LOCS D BILL XXXXX4518	\$8,886.20
09/19/2023	LOCS D LOCS D BILL XXXXX4518	\$9,651.27
09/19/2023	LOCS D LOCS D BILL XXXXX4518	\$10,408.56
09/19/2023	LOCS D LOCS D BILL XXXXX4518	\$10,588.41
09/19/2023	LOCS D LOCS D BILL XXXXX4518	\$14,193.02
09/19/2023	LOCS D LOCS D BILL XXXXX4518	\$15,994.92
09/20/2023	METAVANTE CORP BILL PAYMT 00689	\$60.00
09/20/2023	TRANSFER PAYMENTUS LOCS D UTILITY PAYMENT	\$435.46
09/20/2023	BANKCARD MTOT DEP 510159341150076	\$1,148.41
09/20/2023	Remote Deposit	\$2,589.90
09/21/2023	METAVANTE CORP BILL PAYMT 05019	\$168.75
09/21/2023	TRANSFER PAYMENTUS LOCS D UTILITY PAYMENT	\$403.09
09/21/2023	BANKCARD BTOT DEP 510159341150076	\$559.17
09/21/2023	CHECKFREE LOS OSOS C 8888006456	\$1,574.20
09/22/2023	METAVANTE CORP BILL PAYMT 00715	\$220.00
09/22/2023	TRANSFER PAYMENTUS LOCS D UTILITY PAYMENT	\$245.91
09/22/2023	CHECKFREE LOS OSOS C 8888006456	\$813.92
09/22/2023	BANKCARD MTOT DEP 510159341150076	\$1,468.54
09/25/2023	TRANSFER PAYMENTUS LOCS D UTILITY PAYMENT	\$99.80
09/25/2023	BANKCARD MTOT DEP 510159341150076	\$279.95
09/25/2023	BANKCARD MTOT DEP 510159341150076	\$353.01
09/25/2023	BANKCARD MTOT DEP 510159341150076	\$897.06
09/25/2023	CHECKFREE LOS OSOS C 8888006456	\$995.10
09/25/2023	Remote Deposit	\$1,646.71
09/25/2023	Remote Deposit	\$3,285.17
09/26/2023	TRANSFER PAYMENTUS LOCS D UTILITY PAYMENT	\$457.70
09/26/2023	BANKCARD MTOT DEP 510159341150076	\$852.56
09/26/2023	CHECKFREE LOS OSOS C 8888006456	\$968.00
09/27/2023	METAVANTE CORP BILL PAYMT 00689	\$129.80
09/27/2023	BANKCARD MTOT DEP 510159341150076	\$1,021.07
09/27/2023	Remote Deposit	\$1,000.00
09/27/2023	Remote Deposit	\$4,957.09

**PUBLIC CHECKING-XXXXXXX (continued)**
**Electronic Credits (continued)**

Date	Description	Amount
09/27/2023	Remote Deposit	\$13,622.81
09/28/2023	CHECKFREE LOS OSOS C 8888006456	\$179.00
09/28/2023	BANKCARD MTOT DEP 510159341150076	\$762.25
09/28/2023	Remote Deposit	\$50.00
09/28/2023	Remote Deposit	\$3,248.99
09/29/2023	TRANSFER PAYMENTUS LOCS D UTILITY PAYMENT	\$247.29
09/29/2023	BANKCARD MTOT DEP 510159341150076	\$261.47
09/29/2023	CHECKFREE LOS OSOS C 8888006456	\$1,413.70
09/29/2023	Remote Deposit	\$50.00
09/29/2023	Remote Deposit	\$1,359.02

**Electronic Debits**

Date	Description	Amount
09/05/2023	Payroll	\$48,099.82
09/06/2023	ALLIED DELTA BILLPAY B2324453740864	\$782.47
09/06/2023	WASTE CONNECTION WEB_PAY 74816860090523	\$1,457.42
09/07/2023	Wire/Out/91000022//California Asset Management Program/US BANK MINNESOTA	\$300,000.00
09/07/2023	MINER S ACE HARD 8054890158 M64585303459	\$246.48
09/07/2023	MINER S ACE HARD 8054890158 M64585311373	\$527.30
09/07/2023	LOS OSOS COMMUNI OptimizedI 121102036	\$771.89
09/08/2023	OFCDEPOT ECHECK WEB PAY OfficeDepot	\$142.45
09/08/2023	THE MCCLATCHY CO 244684 305-740-8440	\$417.92
09/12/2023	UAL CalPERS	\$10,978.84
09/14/2023	CARDMEMBER SERV WEB PYMT * * * * * 1514	\$4,701.21
09/18/2023	09.22.23 Payroll	\$52,103.61
09/20/2023	LOS OSOS COMMUNI NBS GFG 121102036	\$2,934.35
09/21/2023	EDI/ACH VISION SERVICE P RMR* IV* XXXXXX4215* * 196.89\	\$196.89
09/22/2023	Medical CalPERS	\$6,098.12
09/22/2023	HUMANA, INC. INS PYMT 278135781001278	\$224.00
09/25/2023	Your Answering S Your Answer ST-P3U2O1M6D1X7	\$114.81
09/26/2023	SO CAL GAS PAID SCGC 1494152227	\$48.13
09/27/2023	SO CAL GAS PAID SCGC 1735158010	\$15.29
09/27/2023	WELLS FARGO BANK EFT DEBIT 000000014095537	\$427.94
09/27/2023	PGANDE WEB ONLINE 66999224092123	\$14,170.49
09/28/2023	AFLAC INSURANCE HJ582318754	\$190.90
09/28/2023	PGANDE WEB ONLINE 67631359092723	\$2,459.32
09/29/2023	Pitney Purchase DIRECT DEB PBPurchasPwr	\$189.18

**Other Debits**

Date	Description	Amount
09/12/2023	Analysis Charges August 2023	\$615.08
09/21/2023	ACH RETURN NSF	\$159.52
09/22/2023	ACH RETURN ACCOUNT CLOSED	\$82.46
09/22/2023	ACH RETURN ACCOUNT FROZEN	\$431.19

**Checks Cleared**

Check Nbr	Date	Amount	Check Nbr	Date	Amount	Check Nbr	Date	Amount
32215	09/01/2023	\$396.00	32246*	09/11/2023	\$35.00	32255	09/05/2023	\$20.61
32218*	09/01/2023	\$121.44	32247	09/06/2023	\$212.88	32256	09/14/2023	\$456.19
32231*	09/22/2023	\$200.00	32249*	09/06/2023	\$1,629.00	32257	09/15/2023	\$500.00
32232	09/01/2023	\$87.58	32250	09/01/2023	\$60.00	32258	09/07/2023	\$5,000.00
32234*	09/11/2023	\$3,000.00	32251	09/13/2023	\$2,369.83	32259	09/07/2023	\$9,074.98
32240*	09/01/2023	\$67.04	32252	09/05/2023	\$5,988.69	32260	09/21/2023	\$677.33
32243*	09/01/2023	\$796.94	32253	09/12/2023	\$17,337.82	32261	09/20/2023	\$35.00
32244	09/05/2023	\$7,728.00	32254	09/06/2023	\$81.22	32262	09/12/2023	\$675.45

**PUBLIC CHECKING-XXXXXXX (continued)**
**Checks Cleared (continued)**

Check Nbr	Date	Amount	Check Nbr	Date	Amount	Check Nbr	Date	Amount
32263	09/12/2023	\$68.39	32271	09/20/2023	\$5,185.00	32281	09/21/2023	\$875.90
32264	09/18/2023	\$212.88	32272	09/22/2023	\$200.00	32282	09/25/2023	\$7,477.00
32265	09/13/2023	\$6,045.00	32274*	09/18/2023	\$75.00	32283	09/27/2023	\$167.18
32266	09/12/2023	\$500.00	32275	09/20/2023	\$271.00	32284	09/25/2023	\$1,514.58
32267	09/13/2023	\$440.00	32277*	09/20/2023	\$546.23	32287*	09/28/2023	\$213.94
32268	09/27/2023	\$973.28	32278	09/19/2023	\$665.31	32288	09/26/2023	\$10,000.00
32269	09/11/2023	\$1,385.06	32279	09/26/2023	\$925.40	32290*	09/27/2023	\$67.18
32270	09/15/2023	\$7,856.25	32280	09/20/2023	\$4,508.00			

\* Indicates skipped check number

**Daily Balances**

Date	Amount	Date	Amount	Date	Amount
09/01/2023	\$344,954.54	09/13/2023	\$321,973.14	09/22/2023	\$399,197.72
09/05/2023	\$313,811.59	09/14/2023	\$322,740.26	09/25/2023	\$397,648.13
09/06/2023	\$318,553.41	09/15/2023	\$334,593.83	09/26/2023	\$388,952.86
09/07/2023	\$306,229.24	09/18/2023	\$292,442.79	09/27/2023	\$393,862.27
09/08/2023	\$321,470.17	09/19/2023	\$373,179.38	09/28/2023	\$395,238.35
09/11/2023	\$323,767.82	09/20/2023	\$363,933.57	09/29/2023	\$398,380.65
09/12/2023	\$323,861.43	09/21/2023	\$364,729.14		

**Overdraft and Returned Item Fees**




	Total for this period	Total year-to-date
<b>Total Overdraft Fees</b>	\$0.00	\$0.00
<b>Total Returned Item Fees</b>	\$0.00	\$0.00



RETURN SERVICE REQUESTED

LOS OSOS COMMUNITY SERVICES DISTRICT  
 PAYROLL ACCOUNT  
 PO BOX 6064  
 LOS OSOS CA 93412-6064

**Managing Your Accounts**

-  Client Services 800.797.6324
-  Online [www.mechanicsbank.com](http://www.mechanicsbank.com)
-  Mobile Download Our Mobile Apps



# Think Growth

Big solutions to get your business to the next level.

  
Financing & Credit<sup>1</sup>

  
Cash Management Solutions

  
Merchant & Payroll Services<sup>2</sup>

  
Business Online & Mobile Banking

TO GET STARTED GO TO  
[www.MechanicsBank.com/ThinkGrowth](http://www.MechanicsBank.com/ThinkGrowth)

1) Loans and credit products subject to credit approval. 2) Merchant Services and Payroll Services are offered by a third party service provider unaffiliated with Mechanics Bank. Programs, products and services are subject to change.

**WATCH OUT FOR GRANDPARENT SCAMS**

Criminals pose as a relative (usually a child or a grandchild) claiming to be in some kind of trouble that requires immediate financial support. **Learn how to spot this scam at [www.MechanicsBank.com/Security](http://www.MechanicsBank.com/Security).**

**Summary of Accounts**

Account Type	Account Number	Ending Balance
PUBLIC CHECKING		\$8,675.49

**PUBLIC CHECKING-XXXXXXXX**

**Account Summary**

Date	Description	Amount
09/01/2023	Beginning Balance	\$10,922.05
	4 Credit(s) This Period	\$117,280.39
	26 Debit(s) This Period	\$119,526.95
09/29/2023	Ending Balance	\$8,675.49

**Electronic Credits**

Date	Description	Amount
09/05/2023	Payroll	\$48,099.82
09/12/2023	UAL CalPERS	\$10,978.84

**PUBLIC CHECKING-XXXXXXX(continued)**
**Electronic Credits (continued)**

Date	Description	Amount
09/18/2023	09.22.23 Payroll	\$52,103.61
09/22/2023	Medical CalPERS	\$6,098.12

**Electronic Debits**

Date	Description	Amount
09/08/2023	EXPERTPAY EXPERTPAY 770504518	\$270.00
09/08/2023	EMPLOYMENT DEVEL EDD EFTPMT 435652704	\$1,795.69
09/08/2023	IRS USATAXPYMT 270365174478110	\$6,062.33
09/08/2023	LOS OSOS COMMUNI PAYROLL XXXXX2036	\$27,470.11
09/11/2023	3100 CALPERS 100000017224728	\$238.27
09/11/2023	1900 CALPERS 100000017278128	\$2,436.00
09/11/2023	3100 CALPERS 100000017224769	\$3,089.18
09/11/2023	3100 CALPERS 100000017224645	\$3,670.91
09/13/2023	1900 CALPERS 100000017276380	\$4,586.42
09/13/2023	1900 CALPERS 100000017276375	\$6,392.42
09/22/2023	EMPLOYMENT DEVEL EDD EFTPMT 178448480	\$2,227.42
09/22/2023	IRS USATAXPYMT 270366560887799	\$7,692.56
09/22/2023	LOS OSOS COMMUNI PAYROLL XXXXX2036	\$30,330.53
09/25/2023	1900 CALPERS 100000017295641	\$2,436.00
09/25/2023	3100 CALPERS 100000017224791	\$3,141.55
09/25/2023	3100 CALPERS 100000017224665	\$3,670.91
09/26/2023	1800 CALPERS 100000017293860	\$6,098.12

**Checks Cleared**

Check Nbr	Date	Amount	Check Nbr	Date	Amount	Check Nbr	Date	Amount
5978	09/11/2023	\$783.82	5990*	09/11/2023	\$374.21	6005	09/08/2023	\$3,020.55
5983*	09/11/2023	\$77.95	5997*	09/11/2023	\$693.87	6006	09/11/2023	\$46.78
5987*	09/11/2023	\$483.37	6004*	09/11/2023	\$186.83	6007	09/22/2023	\$2,251.15

\* Indicates skipped check number

**Daily Balances**

Date	Amount	Date	Amount	Date	Amount
09/05/2023	\$59,021.87	09/12/2023	\$19,300.84	09/22/2023	\$24,022.07
09/08/2023	\$20,403.19	09/13/2023	\$8,322.00	09/25/2023	\$14,773.61
09/11/2023	\$8,322.00	09/18/2023	\$60,425.61	09/26/2023	\$8,675.49

**Overdraft and Returned Item Fees**




	Total for this period	Total year-to-date
Total Overdraft Fees	\$0.00	\$0.00
Total Returned Item Fees	\$0.00	\$0.00



RETURN SERVICE REQUESTED

LOS OSOS COMMUNITY SERVICES DISTRICT  
 PO BOX 6064  
 LOS OSOS CA 93412-6064

**Managing Your Accounts**

-  Client Services 800.797.6324
-  Online [www.mechanicsbank.com](http://www.mechanicsbank.com)
-  Mobile Download Our Mobile Apps



# Think Growth

Big solutions to get your business to the next level.

  
Financing & Credit<sup>1</sup>

  
Cash Management Solutions

  
Merchant & Payroll Services<sup>2</sup>

  
Business Online & Mobile Banking

**TO GET STARTED GO TO**  
[www.MechanicsBank.com/ThinkGrowth](http://www.MechanicsBank.com/ThinkGrowth)

1) Loans and credit products subject to credit approval. 2) Merchant Services and Payroll Services are offered by a third party service provider unaffiliated with Mechanics Bank. Programs, products and services are subject to change.

The "Per Check Charge" defined on your statement represents a \$15 charge for each check that exceeds the six check limitation on your account. Refer to Mechanics Bank's Account Agreement for additional information.

**Summary of Accounts**

Account Type	Account Number	Ending Balance
PUBLIC MONEY MARKET		\$311,884.46

**PUBLIC MONEY MARKET-XXXXXXX**

**Account Summary**

Date	Description	Amount
09/01/2023	<b>Beginning Balance</b>	<b>\$610,699.77</b>
	1 Credit(s) This Period	\$1,184.69
	1 Debit(s) This Period	\$300,000.00
09/29/2023	<b>Ending Balance</b>	<b>\$311,884.46</b>

**Interest Summary**

Description	Amount
Interest Earned From 09/01/2023 Through 09/29/2023	
Annual Percentage Yield Earned	4.07%
Interest Days	29
Interest Earned	\$1,184.69
Interest Paid This Period	\$1,184.69
Interest Paid Year-to-Date	\$11,884.46

**PUBLIC MONEY MARKET-XXXXXXX (continued)**


---

**Other Credits**

<b>Date</b>	<b>Description</b>	<b>Amount</b>
09/29/2023	INTEREST	\$1,184.69

**Electronic Debits**

<b>Date</b>	<b>Description</b>	<b>Amount</b>
09/07/2023	117818739 Online Transfer to XXXXXX4701 on 9/07/23 at 9:05	\$300,000.00

**Daily Balances**

<b>Date</b>	<b>Amount</b>	<b>Date</b>	<b>Amount</b>
09/07/2023	\$310,699.77	09/29/2023	\$311,884.46

**Overdraft and Returned Item Fees**

	<b>Total for this period</b>	<b>Total year-to-date</b>
<b>Total Overdraft Fees</b>	\$0.00	\$0.00
<b>Total Returned Item Fees</b>	\$0.00	\$0.00



**ACCOUNT NUMBER:**  
**LOS OSOS COMMUNITY SERVICES DISTRICT**  
**LIMITED OBLIGATION REFUNDING BONDS**  
**WASTEWATER ASSESSMENT DISTRICT NO. 1**  
**(REASSESSMENT AND REFUNDING OF 2019)**  
**REDEMPTION FUND**

This statement is for the period from  
July 1, 2023 to September 30, 2023

|||||  
000005791 02 SP 000638565650958 S

LOS OSOS COMMUNITY SERVICES DISTRICT  
2122 9TH ST STE 110  
LOS OSOS CA 93402

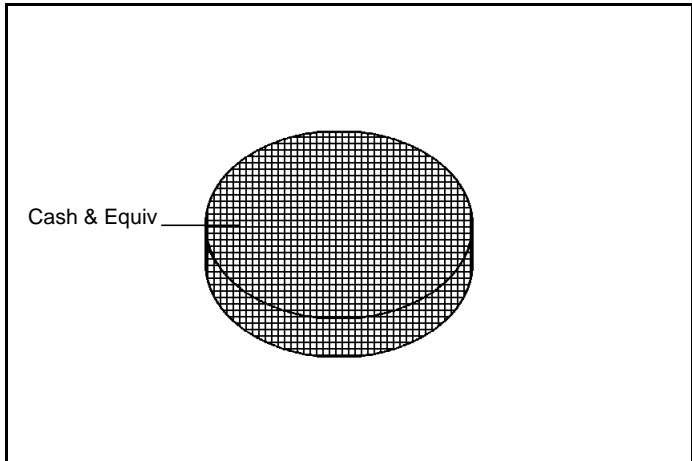
**QUESTIONS?**

If you have any questions regarding  
your account or this statement, please  
contact your Account Manager.

**JOHN W AXT**  
LM-CA-T24T  
633 WEST FIFTH STREET  
24TH FLOOR  
LOS ANGELES, CA 90071  
**Phone 213-247-1069**  
**E-mail john.axt@usbank.com**

**ASSET SUMMARY AS OF 09/30/23**

<b>Assets</b>	<b>Current Period Market Value</b>	<b>% of Total</b>	<b>Est Annual Income</b>
Cash & Equivalents	112,560.87	99.20	5,581.03
Accrued Income	906.09	.80	.00
<b>Total Market Value</b>	<b>\$113,466.96</b>	<b>100.00</b>	<b>\$5,581.03</b>



**ASSET DETAIL**

<b>Shares or Face Amount</b>	<b>Security Description</b>	<b>Market Value/ Price</b>	<b>Tax Cost/ Unrealized Gain(Loss)</b>	<b>Yield at Market</b>	<b>Est Annual Inc/ Accrued Inc</b>
<b>Cash &amp; Equivalents</b>					
<b>Cash/Money Market</b>					
112,560.870	First American Treasury Oblig Fd Cl Y #3801 31846V807	112,560.87 1.0000	112,560.87 0.00	4.96	5,581.03 906.09
<b>Total Cash/Money Market</b>		<b>\$112,560.87</b>	<b>\$112,560.87 \$.00</b>		<b>\$5,581.03 \$906.09</b>
<b>Total Cash &amp; Equivalents</b>		<b>\$112,560.87</b>	<b>\$112,560.87 \$.00</b>		<b>\$5,581.03 \$906.09</b>



**ACCOUNT NUMBER:  
LOS OSOS COMMUNITY SERVICES DISTRICT  
LIMITED OBLIGATION REFUNDING BONDS  
WASTEWATER ASSESSMENT DISTRICT NO. 1  
(REASSESSMENT AND REFUNDING OF 2019)  
REDEMPTION FUND**

This statement is for the period from  
July 1, 2023 to September 30, 2023

### ASSET DETAIL (continued)

Shares or Face Amount	Security Description	Market Value/ Price	Tax Cost/ Unrealized Gain(Loss)	Yield at Market	Est Annual Inc/ Accrued Inc
<b>Total Assets</b>		\$112,560.87	\$112,560.87 \$.00		\$5,581.03 \$906.09
<b>Accrued Income</b>		\$906.09	\$906.09		
<b>Grand Total</b>		\$113,466.96	\$113,466.96		

### ASSET DETAIL MESSAGES

Time of trade execution and trading party (if not disclosed) will be provided upon request.

Publicly traded assets are valued in accordance with market quotations or valuation methodologies from financial industry services believed by us to be reliable. Assets that are not publicly traded may be reflected at values from other external sources. Assets for which a current value is not available may be reflected at a previous value or as not valued, at par value, or at a nominal value. Values shown do not necessarily reflect prices at which assets could be bought or sold. Values are updated based on internal policy and may be updated less frequently than statement generation.

Yield at Market, Estimated Annual Income, and Accrued Income are estimates provided for informational purposes only and should not be relied on for making investment, trading, or tax decisions. The estimates may not represent the actual value earned by your investments and they provide no guarantee of what your investments may earn in the future.

For further information, please contact your account manager or relationship manager.





**ACCOUNT NUMBER:**  
**LOS OSOS COMMUNITY SERVICES DISTRICT**  
**LIMITED OBLIGATION REFUNDING BONDS**  
**WASTEWATER ASSESSMENT DISTRICT NO. 1**  
**(REASSESSMENT AND REFUNDING OF 2019)**  
**REDEMPTION FUND**

This statement is for the period from  
July 1, 2023 to September 30, 2023

## MARKET VALUE SUMMARY

	Current Period 07/01/23 to 09/30/23	Year-to-Date 07/01/23 to 09/30/23
<b>Beginning Market Value</b>	<b>\$922,201.18</b>	<b>\$922,201.18</b>
Taxable Interest	13,839.89	13,839.89
Paid To/For Beneficiaries	- 831,312.50	- 831,312.50
Cash Receipts	14,663.49	14,663.49
Short Term Gains/Losses	2,009.76	2,009.76
Change in Investment Value	- 7,183.45	- 7,183.45
Change in Accrued Income	- 751.41	- 751.41
<b>Ending Market Value</b>	<b>\$113,466.96</b>	<b>\$113,466.96</b>



**ACCOUNT NUMBER:**  
 LOS OSOS COMMUNITY SERVICES DISTRICT  
 LIMITED OBLIGATION REFUNDING BONDS  
 WASTEWATER ASSESSMENT DISTRICT NO. 1  
 (REASSESSMENT AND REFUNDING OF 2019)  
 REDEMPTION FUND

This statement is for the period from  
 July 1, 2023 to September 30, 2023

**CASH SUMMARY**

	Income Cash	Principal Cash	Total Cash
<b>Beginning Cash 07/01/2023</b>	<b>\$ .00</b>	<b>\$ .00</b>	<b>\$ .00</b>
Taxable Interest	13,839.89		13,839.89
Paid To/For Beneficiaries		- 831,312.50	- 831,312.50
Cash Receipts		14,663.49	14,663.49
Transfers	- 13,839.89	13,839.89	
Sales		544,924.27	544,924.27
Net Money Market Activity		257,884.85	257,884.85
<b>Ending Cash 09/30/2023</b>	<b>\$0.00</b>	<b>\$0.00</b>	<b>\$0.00</b>





**ACCOUNT NUMBER:**  
**LOS OSOS COMMUNITY SERVICES DISTRICT**  
**LIMITED OBLIGATION REFUNDING BONDS**  
**WASTEWATER ASSESSMENT DISTRICT NO. 1**  
**(REASSESSMENT AND REFUNDING OF 2019)**  
**REDEMPTION FUND**

This statement is for the period from  
 July 1, 2023 to September 30, 2023

**TRANSACTION DETAIL**

Date Posted	Description	Income Cash	Principal Cash	Tax Cost
	<b>Beginning Balance 07/01/2023</b>	<b>\$ .00</b>	<b>\$ .00</b>	<b>\$913,360.23</b>
07/03/23	Interest Earned On US Bank Gcts0205 Interest From 6/1/23 To 6/30/23 8AMMF0BR1	3.02		
07/05/23	Cash Disbursement Transfer To Principal 1	- 3.02		
07/05/23	Cash Receipt Transfer From Income 1		3.02	
07/05/23	Purchased 3.02 Units Of US Bank Gcts0205 Trade Date 7/5/23 8AMMF0BR1		- 3.02	3.02
07/12/23	Cash Receipt Receipt Of Funds Fed Ref #0 US Bank California Obi=los Osos CSD Ww Ad Tcf Month-End Balance Payme Nts 278125000 June Bnf=usbank Ct Wire Clrg Attn Tt Bxyn1		1,820.88	
07/12/23	Purchased 1,820.88 Units Of US Bank Gcts0205 Trade Date 7/12/23 8AMMF0BR1		- 1,820.88	1,820.88
07/20/23	Sold 372,269.62 Units Of US Bank Gcts0205 Trade Date 7/20/23 8AMMF0BR1		372,269.62	- 372,269.62
07/20/23	Purchased 372,269.62 Units Of First Am Treas Ob Fd Cl Y Trade Date 7/20/23 31846V807		- 372,269.62	372,269.62
08/01/23	Cash Receipt Receipt Of Funds Fed Ref #0 US Bank California Obi=los Osos CSD Ww Ad Tcf Fy23 June Pymts 2781250 00 Bnf=usbank Ct Wire Clrg Attn Ttss Cash Recon Re Bxyn1		12,842.61	
08/01/23	Purchased 12,842.61 Units Of First Am Treas Ob Fd Cl Y Trade Date 8/1/23 31846V807		- 12,842.61	12,842.61
08/01/23	Interest Earned On First Am Treas Ob Fd Cl Y Interest From 7/1/23 To 7/31/23 31846V807	590.08		



**ACCOUNT NUMBER:**  
 LOS OSOS COMMUNITY SERVICES DISTRICT  
 LIMITED OBLIGATION REFUNDING BONDS  
 WASTEWATER ASSESSMENT DISTRICT NO. 1  
 (REASSESSMENT AND REFUNDING OF 2019)  
 REDEMPTION FUND

This statement is for the period from  
 July 1, 2023 to September 30, 2023

**TRANSACTION DETAIL (continued)**

Date Posted	Description	Income Cash	Principal Cash	Tax Cost
08/01/23	Interest Earned On US Bank Gcts0205 Interest From 7/1/23 To 7/31/23 8AMMF0BR1	1.93		
08/02/23	Cash Disbursement Transfer To Principal 1	- 592.01		
08/02/23	Cash Receipt Transfer From Income 1		592.01	
08/02/23	Purchased 592.01 Units Of First Am Treas Ob Fd Cl Y Trade Date 8/2/23 31846V807		- 592.01	592.01
08/31/23	Matured 180,000 Par Value Of U S Treasury Nt 2.750% 8/31/23 Trade Date 8/31/23 180,000 Par Value At 100 % Short Term Capital Gains (Loss): \$2,009.76 9128284X5		180,000.00	- 177,990.24
08/31/23	Matured 374,000 Par Value Of U S Treasury Bill 8/31/23 Trade Date 8/31/23 374,000 Par Value At 100 % 912796Z51		364,924.27	- 364,924.27
08/31/23	Interest Earned On U S Treasury Bill 8/31/23 374,000 Par Value At 100 % 912796Z51	9,075.73		
08/31/23	Interest Earned On U S Treasury Nt 2.750% 8/31/23 0.01375 USD/\$1 Pv On 180,000 Par Value Due 8/31/23 9128284X5	2,475.00		
08/31/23	Cash Disbursement Transfer To Principal 1	- 11,550.73		
08/31/23	Cash Receipt Transfer From Income 1		11,550.73	
08/31/23	Purchased 556,475 Units Of First Am Treas Ob Fd Cl Y Trade Date 8/31/23 31846V807		- 556,475.00	556,475.00
09/01/23	Interest Earned On First Am Treas Ob Fd Cl Y Interest From 8/1/23 To 8/31/23 31846V807	1,694.13		
09/05/23	Cash Disbursement Transfer To Principal 1	- 1,694.13		







**ACCOUNT NUMBER:**  
**LOS OSOS COMMUNITY SERVICES DISTRICT**  
**LIMITED OBLIGATION REFUNDING BONDS**  
**WASTEWATER ASSESSMENT DISTRICT NO. 1**  
**(REASSESSMENT AND REFUNDING OF 2019)**  
**REDEMPTION FUND**

This statement is for the period from  
July 1, 2023 to September 30, 2023

**TRANSACTION DETAIL (continued)**

<b>Date Posted</b>	<b>Description</b>	<b>Income Cash</b>	<b>Principal Cash</b>	<b>Tax Cost</b>
09/05/23	Cash Receipt Transfer From Income 1		1,694.13	
09/05/23	Cash Disbursement Paid To Ftregiac1 ACH Transfer To Checking Acct 278125000 For Debt Service Payment Due 9/2/2023 Interest \$186,312.50 Principal \$645,000.00 Bxyn1		- 831,312.50	
09/05/23	Sold 829,618.37 Units Of First Am Treas Ob Fd Cl Y Trade Date 9/5/23 31846V807		829,618.37	- 829,618.37
<b>Ending Balance 09/30/2023</b>		<b>\$0.00</b>	<b>\$0.00</b>	<b>\$112,560.87</b>



**ACCOUNT NUMBER:**  
**LOS OSOS COMMUNITY SERVICES DISTRICT**  
**LIMITED OBLIGATION REFUNDING BONDS**  
**WASTEWATER ASSESSMENT DISTRICT NO. 1**  
**(REASSESSMENT AND REFUNDING OF 2019)**  
**REDEMPTION FUND**

This statement is for the period from  
July 1, 2023 to September 30, 2023

### SALE/MATURITY SUMMARY

Settlement Date	Description	Tax Cost	Proceeds	Estimated Gain/Loss
08/31/23	Matured 180,000 U S Treasury Nt 2.750% 8/31/23 Trade Date 8/31/23	- 177,990.24	180,000.00	2,009.76
08/31/23	Matured 374,000 U S Treasury Bill 8/31/23 Trade Date 8/31/23	- 364,924.27	364,924.27	
<b>Total Sales &amp; Maturities</b>		<b>- \$542,914.51</b>	<b>\$544,924.27</b>	<b>\$2,009.76</b>

### SALE/MATURITY SUMMARY MESSAGES

Short Term Capital Gains (Loss): \$2,009.76

For information only. Not intended for tax purposes





**ACCOUNT NUMBER:**  
**LOS OSOS COMMUNITY SERVICES DISTRICT**  
**LIMITED OBLIGATION REFUNDING BONDS**  
**WASTEWATER ASSESSMENT DISTRICT NO. 1**  
**(REASSESSMENT AND REFUNDING OF 2019)**  
**PREPAYMENT FUND**

This statement is for the period from  
July 1, 2023 to September 30, 2023



LOS OSOS COMMUNITY SERVICES DISTRICT  
2122 9TH ST STE 110  
LOS OSOS CA 93402

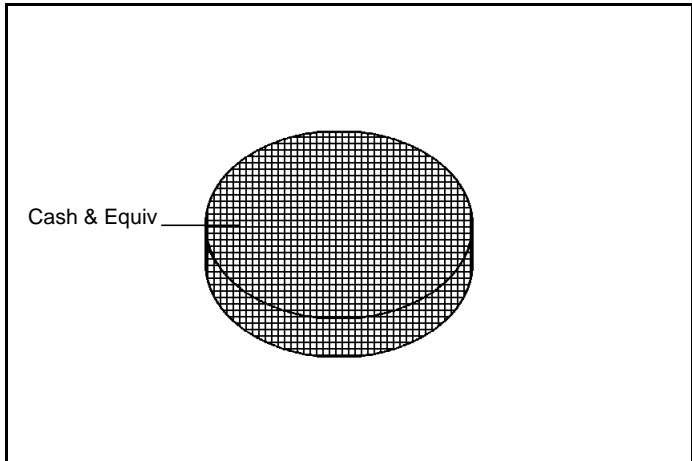
**QUESTIONS?**

If you have any questions regarding  
your account or this statement, please  
contact your Account Manager.

**JOHN W AXT**  
LM-CA-T24T  
633 WEST FIFTH STREET  
24TH FLOOR  
LOS ANGELES, CA 90071  
**Phone 213-247-1069**  
**E-mail john.axt@usbank.com**

**ASSET SUMMARY AS OF 09/30/23**

<b>Assets</b>	<b>Current Period Market Value</b>	<b>% of Total</b>	<b>Est Annual Income</b>
Cash & Equivalents	7,363.18	99.60	365.08
Accrued Income	29.91	.40	.00
<b>Total Market Value</b>	<b>\$7,393.09</b>	<b>100.00</b>	<b>\$365.08</b>



**ASSET DETAIL**

<b>Shares or Face Amount</b>	<b>Security Description</b>	<b>Market Value/ Price</b>	<b>Tax Cost/ Unrealized Gain(Loss)</b>	<b>Yield at Market</b>	<b>Est Annual Inc/ Accrued Inc</b>
<b>Cash &amp; Equivalents</b>					
<b>Cash/Money Market</b>					
7,363.180	First American Treasury Oblig Fd Cl Y #3801 31846V807	7,363.18 1.0000	7,363.18 0.00	4.96	365.08 29.91
<b>Total Cash/Money Market</b>		<b>\$7,363.18</b>	<b>\$7,363.18 \$.00</b>		<b>\$365.08 \$29.91</b>
<b>Total Cash &amp; Equivalents</b>		<b>\$7,363.18</b>	<b>\$7,363.18 \$.00</b>		<b>\$365.08 \$29.91</b>



**ACCOUNT NUMBER:**  
**LOS OSOS COMMUNITY SERVICES DISTRICT**  
**LIMITED OBLIGATION REFUNDING BONDS**  
**WASTEWATER ASSESSMENT DISTRICT NO. 1**  
**(REASSESSMENT AND REFUNDING OF 2019)**  
**PREPAYMENT FUND**

This statement is for the period from  
 July 1, 2023 to September 30, 2023

**ASSET DETAIL (continued)**

Shares or Face Amount	Security Description	Market Value/ Price	Tax Cost/ Unrealized Gain(Loss)	Yield at Market	Est Annual Inc/ Accrued Inc
<b>Total Assets</b>		\$7,363.18	\$7,363.18 \$.00		\$365.08 \$29.91
<b>Accrued Income</b>		\$29.91	\$29.91		
<b>Grand Total</b>		\$7,393.09	\$7,393.09		

**ASSET DETAIL MESSAGES**

Time of trade execution and trading party (if not disclosed) will be provided upon request.

Publicly traded assets are valued in accordance with market quotations or valuation methodologies from financial industry services believed by us to be reliable. Assets that are not publicly traded may be reflected at values from other external sources. Assets for which a current value is not available may be reflected at a previous value or as not valued, at par value, or at a nominal value. Values shown do not necessarily reflect prices at which assets could be bought or sold. Values are updated based on internal policy and may be updated less frequently than statement generation.

Yield at Market, Estimated Annual Income, and Accrued Income are estimates provided for informational purposes only and should not be relied on for making investment, trading, or tax decisions. The estimates may not represent the actual value earned by your investments and they provide no guarantee of what your investments may earn in the future.

For further information, please contact your account manager or relationship manager.





**ACCOUNT NUMBER:**  
**LOS OSOS COMMUNITY SERVICES DISTRICT**  
**LIMITED OBLIGATION REFUNDING BONDS**  
**WASTEWATER ASSESSMENT DISTRICT NO. 1**  
**(REASSESSMENT AND REFUNDING OF 2019)**  
**PREPAYMENT FUND**

This statement is for the period from  
July 1, 2023 to September 30, 2023

## MARKET VALUE SUMMARY

	Current Period 07/01/23 to 09/30/23	Year-to-Date 07/01/23 to 09/30/23
<b>Beginning Market Value</b>	<b>\$7,320.77</b>	<b>\$7,320.77</b>
Taxable Interest	42.47	42.47
Change in Accrued Income	29.85	29.85
<b>Ending Market Value</b>	<b>\$7,393.09</b>	<b>\$7,393.09</b>



**ACCOUNT NUMBER:**  
**LOS OSOS COMMUNITY SERVICES DISTRICT**  
**LIMITED OBLIGATION REFUNDING BONDS**  
**WASTEWATER ASSESSMENT DISTRICT NO. 1**  
**(REASSESSMENT AND REFUNDING OF 2019)**  
**PREPAYMENT FUND**

This statement is for the period from  
July 1, 2023 to September 30, 2023

### CASH SUMMARY

	<b>Income Cash</b>	<b>Principal Cash</b>	<b>Total Cash</b>
<b>Beginning Cash 07/01/2023</b>	<b>\$0.00</b>	<b>\$0.00</b>	<b>\$0.00</b>
Taxable Interest	42.47		42.47
Transfers	- 42.47	42.47	
Net Money Market Activity		- 42.47	- 42.47
<b>Ending Cash 09/30/2023</b>	<b>\$0.00</b>	<b>\$0.00</b>	<b>\$0.00</b>





**ACCOUNT NUMBER:  
LOS OSOS COMMUNITY SERVICES DISTRICT  
LIMITED OBLIGATION REFUNDING BONDS  
WASTEWATER ASSESSMENT DISTRICT NO. 1  
(REASSESSMENT AND REFUNDING OF 2019)  
PREPAYMENT FUND**

This statement is for the period from  
July 1, 2023 to September 30, 2023

### TRANSACTION DETAIL

Date Posted	Description	Income Cash	Principal Cash	Tax Cost
	<b>Beginning Balance 07/01/2023</b>	<b>\$ .00</b>	<b>\$ .00</b>	<b>\$7,320.71</b>
07/03/23	Interest Earned On US Bank Gcts0205 Interest From 6/1/23 To 6/30/23 8AMMF0BR1	0.06		
07/05/23	Cash Disbursement Transfer To Principal 1	- 0.06		
07/05/23	Cash Receipt Transfer From Income 1		0.06	
07/05/23	Purchased 0.06 Units Of US Bank Gcts0205 Trade Date 7/5/23 8AMMF0BR1		- 0.06	0.06
07/20/23	Sold 7,320.77 Units Of US Bank Gcts0205 Trade Date 7/20/23 8AMMF0BR1		7,320.77	- 7,320.77
07/20/23	Purchased 7,320.77 Units Of First Am Treas Ob Fd Cl Y Trade Date 7/20/23 31846V807		- 7,320.77	7,320.77
08/01/23	Interest Earned On First Am Treas Ob Fd Cl Y Interest From 7/1/23 To 7/31/23 31846V807	11.60		
08/01/23	Interest Earned On US Bank Gcts0205 Interest From 7/1/23 To 7/31/23 8AMMF0BR1	0.04		
08/02/23	Cash Disbursement Transfer To Principal 1	- 11.64		
08/02/23	Cash Receipt Transfer From Income 1		11.64	
08/02/23	Purchased 11.64 Units Of First Am Treas Ob Fd Cl Y Trade Date 8/2/23 31846V807		- 11.64	11.64
09/01/23	Interest Earned On First Am Treas Ob Fd Cl Y Interest From 8/1/23 To 8/31/23 31846V807	30.77		
09/05/23	Cash Disbursement Transfer To Principal 1	- 30.77		



**ACCOUNT NUMBER:**  
**LOS OSOS COMMUNITY SERVICES DISTRICT**  
**LIMITED OBLIGATION REFUNDING BONDS**  
**WASTEWATER ASSESSMENT DISTRICT NO. 1**  
**(REASSESSMENT AND REFUNDING OF 2019)**  
**PREPAYMENT FUND**

This statement is for the period from  
July 1, 2023 to September 30, 2023

**TRANSACTION DETAIL (continued)**

<b>Date Posted</b>	<b>Description</b>	<b>Income Cash</b>	<b>Principal Cash</b>	<b>Tax Cost</b>
09/05/23	Cash Receipt Transfer From Income 1		30.77	
09/05/23	Purchased 30.77 Units Of First Am Treas Ob Fd Cl Y Trade Date 9/5/23 31846V807		- 30.77	30.77
<b>Ending Balance 09/30/2023</b>		<b>\$0.00</b>	<b>\$0.00</b>	<b>\$7,363.18</b>







**ACCOUNT NUMBER:**  
LOS OSOS COMMUNITY SERVICES DISTRICT  
LIMITED OBLIGATION REFUNDING BONDS  
WASTEWATER ASSESSMENT DISTRICT NO. 1  
(REASSESSMENT AND REFUNDING OF 2019)  
RESERVE FUND

This statement is for the period from  
July 1, 2023 to September 30, 2023

000005793 03 SP 000638565650960 S

LOS OSOS COMMUNITY SERVICES DISTRICT  
2122 9TH ST STE 110  
LOS OSOS CA 93402

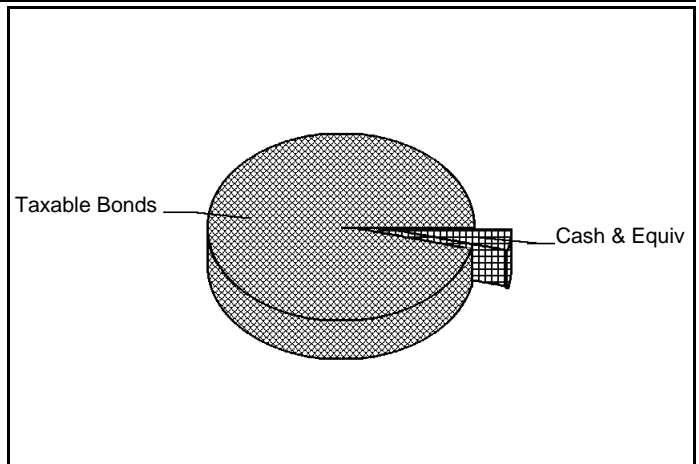
**QUESTIONS?**

If you have any questions regarding  
your account or this statement, please  
contact your Account Manager.

**JOHN W AXT**  
LM-CA-T24T  
633 WEST FIFTH STREET  
24TH FLOOR  
LOS ANGELES, CA 90071  
Phone 213-247-1069  
E-mail john.axt@usbank.com

**ASSET SUMMARY AS OF 09/30/23**

Assets	Current Period Market Value	% of Total	Est Annual Income
Cash & Equivalents	9,322.76	.90	462.24
Taxable Bonds	1,008,996.54	98.80	21,017.50
Accrued Income	3,061.99	.30	.00
<b>Total Market Value</b>	<b>\$1,021,381.29</b>	<b>100.00</b>	<b>\$21,479.74</b>



**ASSET DETAIL**

Shares or Face Amount	Security Description	Market Value/ Price	Tax Cost/ Unrealized Gain(Loss)	Yield at Market	Est Annual Inc/ Accrued Inc
<b>Cash &amp; Equivalents</b>					
<b>Cash/Money Market</b>					
9,322.760	First American Treasury Oblig Fd Cl Y #3801 31846V807	9,322.76 1.0000	9,322.76 0.00	4.96	462.24 37.88
<b>Total Cash/Money Market</b>		<b>\$9,322.76</b>	<b>\$9,322.76 \$.00</b>		<b>\$462.24 \$37.88</b>
<b>Total Cash &amp; Equivalents</b>		<b>\$9,322.76</b>	<b>\$9,322.76 \$.00</b>		<b>\$462.24 \$37.88</b>



**ACCOUNT NUMBER:**  
 LOS OSOS COMMUNITY SERVICES DISTRICT  
 LIMITED OBLIGATION REFUNDING BONDS  
 WASTEWATER ASSESSMENT DISTRICT NO. 1  
 (REASSESSMENT AND REFUNDING OF 2019)  
 RESERVE FUND

This statement is for the period from  
 July 1, 2023 to September 30, 2023

**ASSET DETAIL (continued)**

Shares or Face Amount	Security Description	Market Value/ Price	Tax Cost/ Unrealized Gain(Loss)	Yield at Market	Est Annual Inc/ Accrued Inc
<b>Taxable Bonds</b>					
<b>US Government Issues</b>					
200,000.000	U S Treasury Note 01/15/2025 91282CDS7 Standard & Poors Rating: N/A Moody's Rating: Aaa	189,610.00 94.8050	194,670.40 - 5,060.40	1.19	2,250.00 476.90
116,000.000	U S Treasury Note 08/31/2027 91282CFH9 Standard & Poors Rating: N/A Moody's Rating: Aaa	109,479.64 94.3790	111,459.94 - 1,980.30	3.31	3,625.00 308.72
200,000.000	U S Treasury Note 1.500 02/29/2024 91282CEA5 Standard & Poors Rating: N/A Moody's Rating: Aaa	196,782.00 98.3910	198,474.18 - 1,692.18	1.52	3,000.00 255.49
200,000.000	U S Treasury Note 1.625 02/15/2026 912828P46 Standard & Poors Rating: N/A Moody's Rating: Aaa	185,266.00 92.6330	198,344.60 - 13,078.60	1.75	3,250.00 415.08
100,000.000	U S Treasury Note 2.125 11/30/2023 912828U57 Standard & Poors Rating: N/A Moody's Rating: Aaa	99,454.00 99.4540	99,482.79 - 28.79	2.14	2,125.00 714.14
125,000.000	U S Treasury Note 2.750 08/31/2025 9128284Z0 Standard & Poors Rating: N/A Moody's Rating: Aaa	119,663.75 95.7310	124,413.43 - 4,749.68	2.87	3,437.50 292.75
111,000.000	U S Treasury Note 3.000 07/31/2024 91282CFA4 Standard & Poors Rating: N/A Moody's Rating: N/A	108,741.15 97.9650	108,645.59 95.56	3.06	3,330.00 561.03
<b>Total US Government Issues</b>		<b>\$1,008,996.54</b>	<b>\$1,035,490.93</b> <b>- \$26,494.39</b>		<b>\$21,017.50</b> <b>\$3,024.11</b>
<b>Total Taxable Bonds</b>		<b>\$1,008,996.54</b>	<b>\$1,035,490.93</b> <b>- \$26,494.39</b>		<b>\$21,017.50</b> <b>\$3,024.11</b>
<b>Total Assets</b>		<b>\$1,018,319.30</b>	<b>\$1,044,813.69</b> <b>- \$26,494.39</b>		<b>\$21,479.74</b> <b>\$3,061.99</b>
<b>Accrued Income</b>		<b>\$3,061.99</b>	<b>\$3,061.99</b>		
<b>Grand Total</b>		<b>\$1,021,381.29</b>	<b>\$1,047,875.68</b>		





**ACCOUNT NUMBER:  
LOS OSOS COMMUNITY SERVICES DISTRICT  
LIMITED OBLIGATION REFUNDING BONDS  
WASTEWATER ASSESSMENT DISTRICT NO. 1  
(REASSESSMENT AND REFUNDING OF 2019)  
RESERVE FUND**

This statement is for the period from  
July 1, 2023 to September 30, 2023

## ASSET DETAIL MESSAGES

Time of trade execution and trading party (if not disclosed) will be provided upon request.

Publicly traded assets are valued in accordance with market quotations or valuation methodologies from financial industry services believed by us to be reliable. Assets that are not publicly traded may be reflected at values from other external sources. Assets for which a current value is not available may be reflected at a previous value or as not valued, at par value, or at a nominal value. Values shown do not necessarily reflect prices at which assets could be bought or sold. Values are updated based on internal policy and may be updated less frequently than statement generation.

Yield at Market, Estimated Annual Income, and Accrued Income are estimates provided for informational purposes only and should not be relied on for making investment, trading, or tax decisions. The estimates may not represent the actual value earned by your investments and they provide no guarantee of what your investments may earn in the future.

For further information, please contact your account manager or relationship manager.



**ACCOUNT NUMBER:**  
**LOS OSOS COMMUNITY SERVICES DISTRICT**  
**LIMITED OBLIGATION REFUNDING BONDS**  
**WASTEWATER ASSESSMENT DISTRICT NO. 1**  
**(REASSESSMENT AND REFUNDING OF 2019)**  
**RESERVE FUND**

This statement is for the period from  
July 1, 2023 to September 30, 2023

## MARKET VALUE SUMMARY

	Current Period 07/01/23 to 09/30/23	Year-to-Date 07/01/23 to 09/30/23
<b>Beginning Market Value</b>	<b>\$1,013,445.95</b>	<b>\$1,013,445.95</b>
Taxable Interest	10,428.66	10,428.66
Change in Investment Value	424.45	424.45
Change in Accrued Income	- 2,917.77	- 2,917.77
<b>Ending Market Value</b>	<b>\$1,021,381.29</b>	<b>\$1,021,381.29</b>





**ACCOUNT NUMBER:  
LOS OSOS COMMUNITY SERVICES DISTRICT  
LIMITED OBLIGATION REFUNDING BONDS  
WASTEWATER ASSESSMENT DISTRICT NO. 1  
(REASSESSMENT AND REFUNDING OF 2019)  
RESERVE FUND**

This statement is for the period from  
July 1, 2023 to September 30, 2023

### CASH SUMMARY

	<b>Income Cash</b>	<b>Principal Cash</b>	<b>Total Cash</b>
<b>Beginning Cash 07/01/2023</b>	<b>\$ .00</b>	<b>\$ .00</b>	<b>\$ .00</b>
Taxable Interest	10,428.66		10,428.66
Transfers	- 10,428.66	10,428.66	
Purchases		- 111,459.94	- 111,459.94
Sales		97,641.25	97,641.25
Net Money Market Activity		3,390.03	3,390.03
<b>Ending Cash 09/30/2023</b>	<b>\$0.00</b>	<b>\$0.00</b>	<b>\$0.00</b>



**ACCOUNT NUMBER:**  
 LOS OSOS COMMUNITY SERVICES DISTRICT  
 LIMITED OBLIGATION REFUNDING BONDS  
 WASTEWATER ASSESSMENT DISTRICT NO. 1  
 (REASSESSMENT AND REFUNDING OF 2019)  
 RESERVE FUND

This statement is for the period from  
 July 1, 2023 to September 30, 2023

**TRANSACTION DETAIL**

Date Posted	Description	Income Cash	Principal Cash	Tax Cost
	<b>Beginning Balance 07/01/2023</b>	<b>\$ .00</b>	<b>\$ .00</b>	<b>\$1,034,385.03</b>
07/03/23	Interest Earned On US Bank Gcts0205 Interest From 6/1/23 To 6/30/23 8AMMF0BR1	0.10		
07/05/23	Cash Disbursement Transfer To Principal 1	- 0.10		
07/05/23	Cash Receipt Transfer From Income 1		0.10	
07/05/23	Purchased 0.1 Units Of US Bank Gcts0205 Trade Date 7/5/23 8AMMF0BR1		- 0.10	0.10
07/13/23	Matured 100,000 Par Value Of U S Treasury Bill 7/13/23 Trade Date 7/13/23 100,000 Par Value At 100 % 912796XQ7		97,641.25	- 97,641.25
07/13/23	Interest Earned On U S Treasury Bill 7/13/23 100,000 Par Value At 100 % 912796XQ7	2,358.75		
07/13/23	Cash Disbursement Transfer To Principal 1	- 2,358.75		
07/13/23	Cash Receipt Transfer From Income 1		2,358.75	
07/13/23	Purchased 100,000 Units Of US Bank Gcts0205 Trade Date 7/13/23 8AMMF0BR1		- 100,000.00	100,000.00
07/17/23	Interest Earned On U S Treasury Nt 1.125% 1/15/25 0.005625 USD/\$1 Pv On 200,000 Par Value Due 7/15/23 91282CDS7	1,125.00		
07/17/23	Cash Disbursement Transfer To Principal 1	- 1,125.00		
07/17/23	Cash Receipt Transfer From Income 1		1,125.00	
07/17/23	Purchased 1,125 Units Of US Bank Gcts0205 Trade Date 7/17/23 8AMMF0BR1		- 1,125.00	1,125.00





**ACCOUNT NUMBER:**  
**LOS OSOS COMMUNITY SERVICES DISTRICT**  
**LIMITED OBLIGATION REFUNDING BONDS**  
**WASTEWATER ASSESSMENT DISTRICT NO. 1**  
**(REASSESSMENT AND REFUNDING OF 2019)**  
**RESERVE FUND**

This statement is for the period from  
 July 1, 2023 to September 30, 2023

**TRANSACTION DETAIL (continued)**

<b>Date Posted</b>	<b>Description</b>	<b>Income Cash</b>	<b>Principal Cash</b>	<b>Tax Cost</b>
07/20/23	Sold 113,837.89 Units Of US Bank Gcts0205 Trade Date 7/20/23 8AMMF0BR1		113,837.89	- 113,837.89
07/20/23	Purchased 113,837.89 Units Of First Am Treas Ob Fd Cl Y Trade Date 7/20/23 31846V807		- 113,837.89	113,837.89
07/21/23	Sold 112,868.57 Units Of First Am Treas Ob Fd Cl Y Trade Date 7/21/23 31846V807		112,868.57	- 112,868.57
07/21/23	Purchased 116,000 Par Value Of U S Treasury Nt 3.125% 8/31/27 Trade Date 7/21/23 Purchased Through U.S. Bank Money Center 116,000 Par Value At 96.086152 % 91282CFH9		- 111,459.94	111,459.94
07/21/23	Paid Accrued Interest On Purchase Of U S Treasury Nt 3.125% 8/31/27 Income Debit 1,408.63- USD 91282CFH9	- 1,408.63		
07/31/23	Interest Earned On U S Treasury Nt 3.000% 7/31/24 0.015 USD/\$1 Pv On 111,000 Par Value Due 7/31/23 91282CFA4	1,665.00		
07/31/23	Cash Disbursement Transfer To Principal 1	- 256.37		
07/31/23	Cash Receipt Transfer From Income 1		256.37	
07/31/23	Purchased 1,665 Units Of First Am Treas Ob Fd Cl Y Trade Date 7/31/23 31846V807		- 1,665.00	1,665.00
08/01/23	Interest Earned On First Am Treas Ob Fd Cl Y Interest From 7/1/23 To 7/31/23 31846V807	16.38		
08/01/23	Interest Earned On US Bank Gcts0205 Interest From 7/1/23 To 7/31/23 8AMMF0BR1	0.26		
08/02/23	Cash Disbursement Transfer To Principal 1	- 16.64		
08/02/23	Cash Receipt Transfer From Income 1		16.64	



**ACCOUNT NUMBER:**  
**LOS OSOS COMMUNITY SERVICES DISTRICT**  
**LIMITED OBLIGATION REFUNDING BONDS**  
**WASTEWATER ASSESSMENT DISTRICT NO. 1**  
**(REASSESSMENT AND REFUNDING OF 2019)**  
**RESERVE FUND**

This statement is for the period from  
July 1, 2023 to September 30, 2023

**TRANSACTION DETAIL (continued)**

<b>Date Posted</b>	<b>Description</b>	<b>Income Cash</b>	<b>Principal Cash</b>	<b>Tax Cost</b>
08/02/23	Purchased 16.64 Units Of First Am Treas Ob Fd Cl Y Trade Date 8/2/23 31846V807		- 16.64	16.64
08/15/23	Interest Earned On U S Treasury Nt 1.625% 2/15/26 0.008125 USD/\$1 Pv On 200,000 Par Value Due 8/15/23 912828P46	1,625.00		
08/15/23	Cash Disbursement Transfer To Principal 1	- 1,625.00		
08/15/23	Cash Receipt Transfer From Income 1		1,625.00	
08/15/23	Purchased 1,625 Units Of First Am Treas Ob Fd Cl Y Trade Date 8/15/23 31846V807		- 1,625.00	1,625.00
08/31/23	Interest Earned On U S Treasury Nt 1.500% 2/29/24 0.0075 USD/\$1 Pv On 200,000 Par Value Due 8/31/23 91282CEA5	1,500.00		
08/31/23	Interest Earned On U S Treasury Nt 2.750% 8/31/25 0.01375 USD/\$1 Pv On 125,000 Par Value Due 8/31/23 9128284Z0	1,718.75		
08/31/23	Interest Earned On U S Treasury Nt 3.125% 8/31/27 0.015625 USD/\$1 Pv On 116,000 Par Value Due 8/31/23 91282CFH9	1,812.50		
08/31/23	Cash Disbursement Transfer To Principal 1	- 5,031.25		
08/31/23	Cash Receipt Transfer From Income 1		5,031.25	
08/31/23	Purchased 5,031.25 Units Of First Am Treas Ob Fd Cl Y Trade Date 8/31/23 31846V807		- 5,031.25	5,031.25
09/01/23	Interest Earned On First Am Treas Ob Fd Cl Y Interest From 8/1/23 To 8/31/23 31846V807	15.55		
09/05/23	Cash Disbursement Transfer To Principal 1	- 15.55		







**ACCOUNT NUMBER:**  
**LOS OSOS COMMUNITY SERVICES DISTRICT**  
**LIMITED OBLIGATION REFUNDING BONDS**  
**WASTEWATER ASSESSMENT DISTRICT NO. 1**  
**(REASSESSMENT AND REFUNDING OF 2019)**  
**RESERVE FUND**

This statement is for the period from  
July 1, 2023 to September 30, 2023

**TRANSACTION DETAIL (continued)**

<b>Date Posted</b>	<b>Description</b>	<b>Income Cash</b>	<b>Principal Cash</b>	<b>Tax Cost</b>
09/05/23	Cash Receipt Transfer From Income 1		15.55	
09/05/23	Purchased 15.55 Units Of First Am Treas Ob Fd Cl Y Trade Date 9/5/23 31846V807		- 15.55	15.55
<b>Ending Balance 09/30/2023</b>		<b>\$0.00</b>	<b>\$0.00</b>	<b>\$1,044,813.69</b>



**ACCOUNT NUMBER:**  
LOS OSOS COMMUNITY SERVICES DISTRICT  
LIMITED OBLIGATION REFUNDING BONDS  
WASTEWATER ASSESSMENT DISTRICT NO. 1  
(REASSESSMENT AND REFUNDING OF 2019)  
RESERVE FUND

This statement is for the period from  
July 1, 2023 to September 30, 2023

### SALE/MATURITY SUMMARY

Settlement Date	Description	Tax Cost	Proceeds	Estimated Gain/Loss
07/13/23	Matured 100,000 U S Treasury Bill 7/13/23 Trade Date 7/13/23	- 97,641.25	97,641.25	
<b>Total Sales &amp; Maturities</b>		<b>- \$97,641.25</b>	<b>\$97,641.25</b>	<b>\$0.00</b>

### SALE/MATURITY SUMMARY MESSAGES

For information only. Not intended for tax purposes





**ACCOUNT NUMBER:**  
 LOS OSOS COMMUNITY SERVICES DISTRICT  
 LIMITED OBLIGATION REFUNDING BONDS  
 WASTEWATER ASSESSMENT DISTRICT NO. 1  
 (REASSESSMENT AND REFUNDING OF 2019)  
 RESERVE FUND

This statement is for the period from  
 July 1, 2023 to September 30, 2023

## BOND SUMMARY

	Par Value	Market Value	% of Category
<b>MATURITY</b>			
2023	100,000.00	99,454.00	9.86
2024	311,000.00	305,523.15	30.28
2025	325,000.00	309,273.75	30.65
2026	200,000.00	185,266.00	18.36
2027	116,000.00	109,479.64	10.85
<b>Total of Category</b>	<b>\$1,052,000.00</b>	<b>\$1,008,996.54</b>	<b>100.00</b>
<b>MOODY'S RATING</b>			
Aaa	941,000.00	900,255.39	89.22
N/A	111,000.00	108,741.15	10.78
<b>Total of Category</b>	<b>\$1,052,000.00</b>	<b>\$1,008,996.54</b>	<b>100.00</b>
<b>S&amp;P RATING</b>			
N/A	1,052,000.00	1,008,996.54	100.00
<b>Total of Category</b>	<b>\$1,052,000.00</b>	<b>\$1,008,996.54</b>	<b>100.00</b>

## BOND SUMMARY MESSAGES

Data contained within this section excluded Mutual Funds, Exchange Traded Funds, and Closed-Ended Funds.



---

**TABLE OF CONTENTS**

---

<b>Schedule</b>	<b>Page</b>
Market Value Summary .....	1
Asset Summary .....	2
Income Summary .....	3
Cash Summary .....	4
Asset Detail .....	5
Transaction Detail .....	10
Sale/Maturity Summary .....	13
Bond Summary .....	14

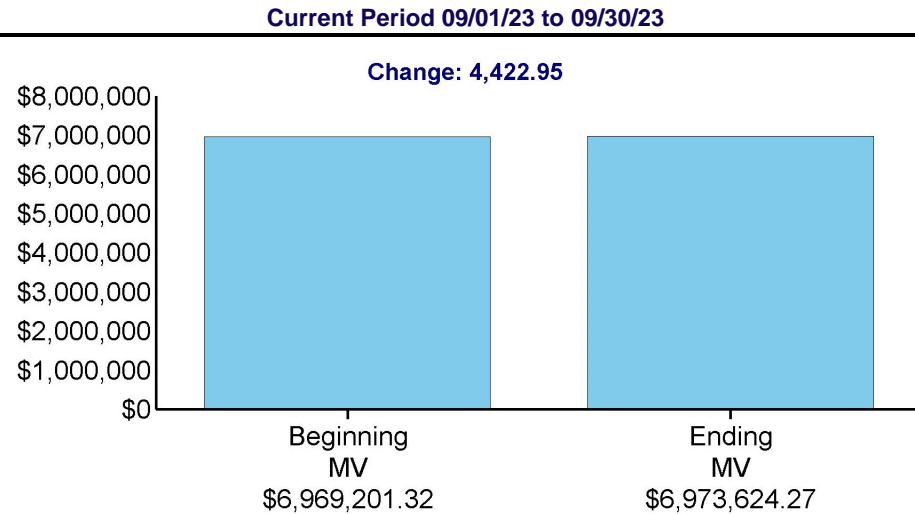


LOS OSOS CSD  
ACCOUNT NUMBER:

Page 1 of 15  
September 1, 2023 to September 30, 2023

**MARKET VALUE SUMMARY**

	Current Period 09/01/23 to 09/30/23	Year-to-Date 06/13/23 to 09/30/23
<b>Beginning Market Value</b>	<b>\$6,969,201.32</b>	<b>\$0.00</b>
Taxable Interest	24,619.61	18,357.21
Taxable Dividends	281.59	3,450.06
Fees and Expenses	-125.00	-250.00
Cash Receipts		7,000,000.00
Change in Investment Value	-20,353.25	-47,933.00
<b>Ending Market Value</b>	<b>\$6,973,624.27</b>	<b>\$6,973,624.27</b>



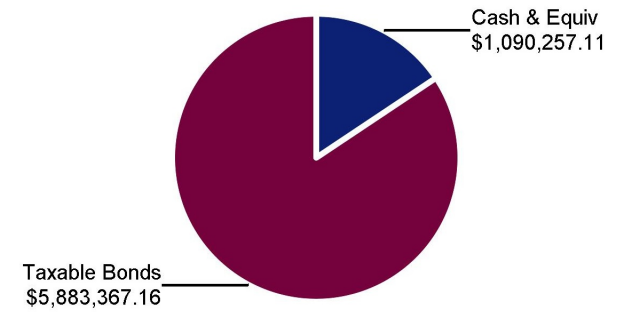


LOS OSOS CSD  
ACCOUNT NUMBER:

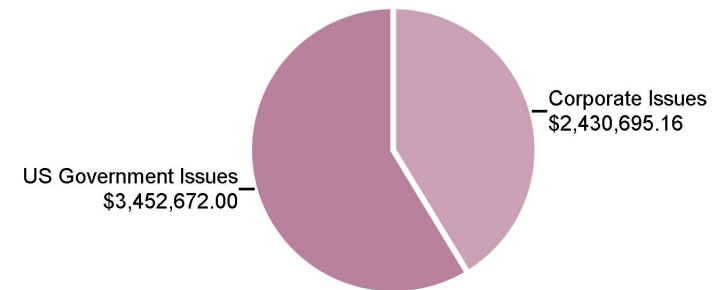
Page 2 of 15  
September 1, 2023 to September 30, 2023

**ASSET SUMMARY**

<b>Assets</b>	<b>Current Period Market Value</b>	<b>% of Total</b>	<b>Estimated Annual Income</b>
Cash & Equivalents	1,090,257.11	15.60	51,903.29
Taxable Bonds	5,883,367.16	84.40	221,213.50
<b>Total Market Value</b>	<b>\$6,973,624.27</b>	<b>100.00</b>	<b>\$273,116.79</b>



**Fixed Income Summary**



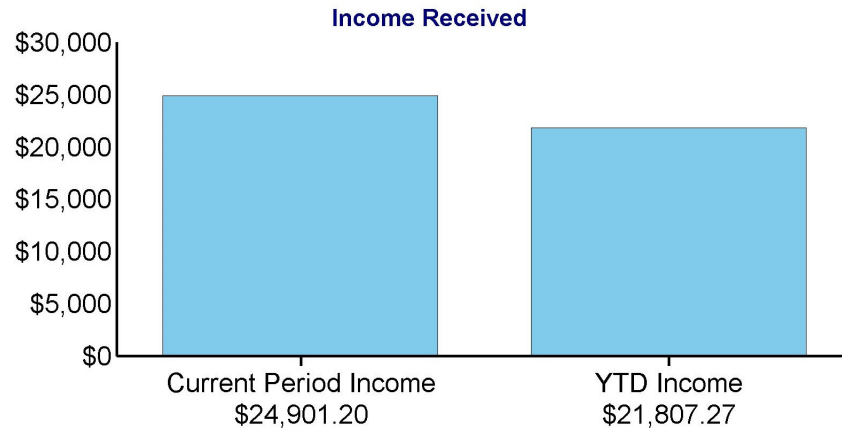


LOS OSOS CSD  
ACCOUNT NUMBER:

Page 3 of 15  
September 1, 2023 to September 30, 2023

**INCOME SUMMARY**

	Income Received Current Period	Income Received YTD
Taxable Interest	24,619.61	18,357.21
Taxable Dividends	281.59	3,450.06
<b>Total Current Period Income</b>	<b>\$24,901.20</b>	<b>\$21,807.27</b>





LOS OSOS CSD  
ACCOUNT NUMBER:

Page 4 of 15  
September 1, 2023 to September 30, 2023

**CASH SUMMARY**

	Principal Cash	Income Cash	Total Cash
<b>Beginning Cash 09/01/2023</b>	<b>\$6,262.40</b>	<b>-\$6,262.40</b>	<b>\$0.00</b>
Taxable Interest		24,619.61	24,619.61
Taxable Dividends		281.59	281.59
Fees and Expenses	-125.00		-125.00
Transfers	281.59	-281.59	0.00
Purchases	-544,478.74		-544,478.74
Sales	519,702.54		519,702.54
Net Money Market Activity			0.00
<b>Ending Cash 09/30/2023</b>	<b>-\$18,357.21</b>	<b>\$18,357.21</b>	<b>\$0.00</b>





LOS OSOS CSD  
ACCOUNT NUMBER:

Page 5 of 15  
September 1, 2023 to September 30, 2023

### ASSET DETAIL

#### Security Description

Shares/Face Amt	Price	Market Value	Tax Cost	Unrealized Gain/Loss	Percent of Total Portfolio	Estimated Annual Income	Estimated Current Yield
<b>Cash &amp; Equivalents</b>							
<b>Cash/Money Market</b>							
U S Treasury Bill - 912797FV4 12/21/2023							
532,000.000	98.8190	525,717.08	519,097.40	6,619.68	7.5	28,136.15	5.35
US Bank Liquidity Plus Program - USBLP3 ** - Class Y							
564,540.030	1.0000	564,540.03	564,540.03	0.00	8.1	23,767.14	4.21
<b>Total Cash/Money Market</b>		<b>\$1,090,257.11</b>	<b>\$1,083,637.43</b>	<b>\$6,619.68</b>	<b>15.6</b>	<b>\$51,903.29</b>	
<b>Cash</b>							
Principal Cash		-18,357.21	-18,357.21		-0.3		
Income Cash		18,357.21	18,357.21		0.3		
<b>Total Cash</b>		<b>\$0.00</b>	<b>\$0.00</b>	<b>\$0.00</b>	<b>0.0</b>	<b>\$0.00</b>	
<b>Total Cash &amp; Equivalents</b>		<b>\$1,090,257.11</b>	<b>\$1,083,637.43</b>	<b>\$6,619.68</b>	<b>15.6</b>	<b>\$51,903.29</b>	

#### Taxable Bonds

##### US Government Issues

U S Treasury Note - 91282CEG2  
2.250 03/31/2024

520,000.000	98.4340	511,856.80	508,497.40	3,359.40	7.3	11,700.00	2.29
-------------	---------	------------	------------	----------	-----	-----------	------

U S Treasury Note - 9128286Z8  
1.750 06/30/2024

535,000.000	97.2660	520,373.10	516,781.11	3,591.99	7.5	9,362.50	1.80
-------------	---------	------------	------------	----------	-----	----------	------



LOS OSOS CSD  
ACCOUNT NUMBER:

Page 6 of 15  
September 1, 2023 to September 30, 2023

**ASSET DETAIL (continued)**

**Security Description**

	<b>Shares/Face Amt</b>	<b>Price</b>	<b>Market Value</b>	<b>Tax Cost</b>	<b>Unrealized Gain/Loss</b>	<b>Percent of Total Portfolio</b>	<b>Estimated Annual Income</b>	<b>Estimated Current Yield</b>
Federal Farm Credit Bks - 3133ENP79 4.250 09/26/2024	250,000.000	98.7390	246,847.50	247,128.50	-281.00	3.5	10,625.00	4.30
U S Treasury Note - 91282CED9 1.750 03/15/2025	260,000.000	95.0940	247,244.40	246,537.72	706.68	3.5	4,550.00	1.84
U S Treasury Note - 91282CFK2 3.500 09/15/2025	250,000.000	97.0700	242,675.00	244,038.25	-1,363.25	3.5	8,750.00	3.61
Federal Farm Credit Bks - 3133EPMB8 4.125 12/08/2025	250,000.000	97.9680	244,920.00	247,065.50	-2,145.50	3.5	10,312.50	4.21
Federal Farm Credit Bks - 3133EPNV3 4.375 03/30/2026	250,000.000	98.6200	246,550.00	249,216.25	-2,666.25	3.5	10,937.50	4.44
U S Treasury Note - 912828YG9 1.625 09/30/2026	250,000.000	91.2850	228,212.50	229,903.00	-1,690.50	3.3	4,062.50	1.78
Federal Agri Mtg Corp M T N - 3132X0PY1 3.000 02/23/2027	250,000.000	94.0950	235,237.50	238,315.75	-3,078.25	3.4	7,500.00	3.19
U S Treasury Note - 91282CFM8 4.125 09/30/2027	250,000.000	97.9180	244,795.00	249,745.25	-4,950.25	3.5	10,312.50	4.21
U S Treasury Note - 91282CGC9 3.875 12/31/2027	250,000.000	96.9180	242,295.00	247,608.63	-5,313.63	3.5	9,687.50	4.00



LOS OSOS CSD  
ACCOUNT NUMBER:

Page 7 of 15  
September 1, 2023 to September 30, 2023

**ASSET DETAIL (continued)**

**Security Description**

	Shares/Face Amt	Price	Market Value	Tax Cost	Unrealized Gain/Loss	Percent of Total Portfolio	Estimated Annual Income	Estimated Current Yield
U S Treasury Note - 91282CBS9 1.250 03/31/2028	280,000.000	86.3090	241,665.20	246,082.48	-4,417.28	3.5	3,500.00	1.45
<b>Total US Government Issues</b>			<b>\$3,452,672.00</b>	<b>\$3,470,919.84</b>	<b>-\$18,247.84</b>	<b>49.5</b>	<b>\$101,300.00</b>	

**Corporate Issues**

Western Alliance Bk Phoenix - 95763PPD7 C D 5.250 01/07/2025	244,000.000	99.4830	242,738.52	244,000.00	-1,261.48	3.5	12,810.00	5.28
First Technology Federal - 33715LFQ8 C D 5.300 07/14/2025	248,000.000	99.4800	246,710.40	248,000.00	-1,289.60	3.5	13,144.00	5.33
Liberty Fed Cr Un Evansville - 53052LAW9 C D 5.300 07/14/2025	248,000.000	99.4810	246,712.88	248,000.00	-1,287.12	3.5	13,144.00	5.33
Connexus Credit Union Wausau - 20825WCA6 C D 5.000 07/13/2026	248,000.000	98.8860	245,237.28	248,000.00	-2,762.72	3.5	12,400.00	5.06
Frontier Bk Omaha Ne - 35907XFG7 C D 4.700 07/14/2026	248,000.000	98.1110	243,315.28	248,000.00	-4,684.72	3.5	11,656.00	4.79
Uinta Bk Mtn View Wyo - 903572GH2 C D 4.550 01/12/2027	248,000.000	97.5930	242,030.64	248,000.00	-5,969.36	3.5	11,284.00	4.66



LOS OSOS CSD  
ACCOUNT NUMBER:

Page 8 of 15  
September 1, 2023 to September 30, 2023

**ASSET DETAIL (continued)**

**Security Description**

	<b>Shares/Face Amt</b>	<b>Price</b>	<b>Market Value</b>	<b>Tax Cost</b>	<b>Unrealized Gain/Loss</b>	<b>Percent of Total Portfolio</b>	<b>Estimated Annual Income</b>	<b>Estimated Current Yield</b>
Discover Bk - 2546736B7 C D 4.500 07/06/2027	244,000.000	97.3440	237,519.36	244,000.00	-6,480.64	3.4	10,980.00	4.62
Dort Finl Cr Un Grand Blanc - 25844MBG2 C D 4.850 07/12/2027	247,000.000	98.5320	243,374.04	247,000.00	-3,625.96	3.5	11,979.50	4.92
Morgan Stanley Bk N A - 61690DAZ1 C D 4.400 07/05/2028	244,000.000	96.2890	234,945.16	244,000.00	-9,054.84	3.4	10,736.00	4.57
Utah First Fed Credit - 91739JAA3 C D 4.750 07/14/2028	248,000.000	100.0450	248,111.60	248,000.00	111.60	3.6	11,780.00	4.75
<b>Total Corporate Issues</b>			<b>\$2,430,695.16</b>	<b>\$2,467,000.00</b>	<b>-\$36,304.84</b>	<b>34.9</b>	<b>\$119,913.50</b>	
<b>Total Taxable Bonds</b>			<b>\$5,883,367.16</b>	<b>\$5,937,919.84</b>	<b>-\$54,552.68</b>	<b>84.4</b>	<b>\$221,213.50</b>	
<b>Total Assets</b>			<b>\$6,973,624.27</b>	<b>\$7,021,557.27</b>	<b>-\$47,933.00</b>	<b>100.0</b>	<b>\$273,116.79</b>	
<b>Estimated Current Yield</b>								<b>3.91</b>

**ASSET DETAIL MESSAGES**

Time of trade execution and trading party (if not disclosed) will be provided upon request.



LOS OSOS CSD  
ACCOUNT NUMBER:

Page 9 of 15  
September 1, 2023 to September 30, 2023

---

**ASSET DETAIL MESSAGES (continued)**

---

Publicly traded assets are valued in accordance with market quotations or valuation methodologies from financial industry services believed by us to be reliable. Assets that are not publicly traded may be reflected at values from other external sources. Assets for which a current value is not available may be reflected at a previous value or as not valued, at par value, or at a nominal value. Values shown do not necessarily reflect prices at which assets could be bought or sold. Values are updated based on internal policy and may be updated less frequently than statement generation.

**\*\*Your U.S. Bank Liquidity Plus Program as of 09/29/2023 was allocated as follows:**

**Total Balance** \$564,540.03

<b>Bank Name</b>	<b>Balance</b>	<b>Excluded Bank Name</b>
First Horizon Bank	\$249,086.20	None
Union Bank and Trust Company	\$357.40	
State Bank of India	\$64,446.58	
EagleBank	\$178.78	
US Bank	\$249,165.92	
Amarillo National Bank	\$13.07	
Cadence Bank	\$302.80	
Univest Bank and Trust Co	\$359.08	
Bremer Bank NA	\$271.12	
Bank of India	\$359.08	



LOS OSOS CSD  
ACCOUNT NUMBER:

Page 10 of 15  
September 1, 2023 to September 30, 2023

**TRANSACTION DETAIL**

<b>Date Posted</b>	<b>Activity</b>	<b>Description</b>	<b>Income Cash</b>	<b>Principal Cash</b>	<b>Tax Cost</b>
<b>Beginning Balance 09/01/2023</b>			<b>-\$6,262.40</b>	<b>\$6,262.40</b>	<b>\$6,996,781.07</b>
09/01/23	Asset Income	Interest Earned On Liberty Fed C D 5.300% 7/14/25 0.004501 USD/\$1 Pv On 248,000 Par Value Due 9/1/23	1,116.34		
09/01/23	Purchase	Purchased 1,116.34 Shares Of US Bank Liquidity Plus Class Y Trade Date 9/1/23 1,116.34 Shares At 1.00 USD		-1,116.34	1,116.34
09/12/23	Asset Income	Interest Earned On Connexus Credit C D 5.000% 7/13/26 0.004247 USD/\$1 Pv On 248,000 Par Value Due 9/12/23	1,053.15		
09/12/23	Asset Income	Interest Earned On Uinta Bk C D 4.550% 1/12/27 0.003864 USD/\$1 Pv On 248,000 Par Value Due 9/12/23	958.37		
09/12/23	Purchase	Purchased 2,011.52 Shares Of US Bank Liquidity Plus Class Y Trade Date 9/12/23 2,011.52 Shares At 1.00 USD		-2,011.52	2,011.52
09/14/23	Asset Income	Interest Earned On First C D 5.300% 7/14/25 0.004501 USD/\$1 Pv On 248,000 Par Value Due 9/14/23	1,116.34		
09/14/23	Asset Income	Interest Earned On Frontier Bk C D 4.700% 7/14/26 0.003992 USD/\$1 Pv On 248,000 Par Value Due 9/14/23	989.96		
09/14/23	Asset Income	Interest Earned On Utah First Fed C D 4.750% 7/14/28 0.004034 USD/\$1 Pv On 248,000 Par Value Due 9/14/23	1,000.49		
09/14/23	Purchase	Purchased 3,106.79 Shares Of US Bank Liquidity Plus Class Y Trade Date 9/14/23 3,106.79 Shares At 1.00 USD		-3,106.79	3,106.79
09/15/23	Asset Income	Interest Earned On U S Treasury Nt 1.750% 3/15/25 0.00875 USD/\$1 Pv On 260,000 Par Value Due 9/15/23	2,275.00		



LOS OSOS CSD  
ACCOUNT NUMBER:

Page 11 of 15  
September 1, 2023 to September 30, 2023

**TRANSACTION DETAIL (continued)**

<b>Date Posted</b>	<b>Activity</b>	<b>Description</b>	<b>Income Cash</b>	<b>Principal Cash</b>	<b>Tax Cost</b>
09/15/23	Asset Income	Interest Earned On U S Treasury Nt 3.500% 9/15/25 0.0175 USD/\$1 Pv On 250,000 Par Value Due 9/15/23	4,375.00		
09/15/23	Purchase	Purchased 6,650 Shares Of US Bank Liquidity Plus Class Y Trade Date 9/15/23 6,650 Shares At 1.00 USD		-6,650.00	6,650.00
09/25/23	Fee	Trust Fees Collected Charged For Period 08/01/2023 Thru 08/31/2023		-125.00	
09/25/23	Sale	Sold 125 Shares Of US Bank Liquidity Plus Class Y Trade Date 9/25/23 125 Shares At 1.00 USD		125.00	-125.00
09/26/23	Asset Income	Interest Earned On F F C B Deb 4.250% 9/26/24 0.02125 USD/\$1 Pv On 250,000 Par Value Due 9/26/23	5,312.50		
09/26/23	Purchase	Purchased 5,312.5 Shares Of US Bank Liquidity Plus Class Y Trade Date 9/26/23 5,312.5 Shares At 1.00 USD		-5,312.50	5,312.50
09/28/23	Sale	Matured 526,000 Par Value Of U S Treasury Bill 9/28/23 Trade Date 9/28/23 526,000 Par Value At 100 %		519,577.54	-519,577.54
09/28/23	Asset Income	Interest Earned On U S Treasury Bill 9/28/23 526,000 Par Value At 100 %	6,422.46		
09/28/23	Purchase	Purchased 526,000 Shares Of US Bank Liquidity Plus Class Y Trade Date 9/28/23 526,000 Shares At 1.00 USD		-526,000.00	526,000.00
09/29/23	Asset Income	Dividend Earned On US Bank Liquidity Plus Class Y	281.59		
09/29/23	Cash Disbursement	Cash Disbursement Transfer To Principal	-281.59		



LOS OSOS CSD  
ACCOUNT NUMBER:

Page 12 of 15  
September 1, 2023 to September 30, 2023

**TRANSACTION DETAIL (continued)**

<b>Date Posted</b>	<b>Activity</b>	<b>Description</b>	<b>Income Cash</b>	<b>Principal Cash</b>	<b>Tax Cost</b>
09/29/23	Cash Receipt	Cash Receipt Transfer From Income		281.59	
09/29/23	Purchase	Purchased 281.59 Shares Of US Bank Liquidity Plus Class Y Trade Date 9/29/23 Reinvestment Of Income Received 9/29/23		-281.59	281.59
	Purchase	Combined Purchases For The Period 9/ 1/23 - 9/30/23 Of First Am Govt Ob Fd Cl Y		-544,197.15	544,197.15
	Sale	Combined Sales For The Period 9/ 1/23 - 9/30/23 Of First Am Govt Ob Fd Cl Y		544,197.15	-544,197.15
<b>Ending Balance 09/30/2023</b>			<b>\$18,357.21</b>	<b>-\$18,357.21</b>	<b>\$7,021,557.27</b>





LOS OSOS CSD  
ACCOUNT NUMBER:

Page 13 of 15  
September 1, 2023 to September 30, 2023

**SALE/MATURITY SUMMARY**

	<b>Settlement Date</b>	<b>Description</b>	<b>Tax Cost</b>	<b>Proceeds</b>	<b>Estimated Gain/Loss</b>
<b>Cash and Equivalents</b>					
<b>U S Treasury Bill</b>					
09/28/2023					
912796CS6					
	09/28/23	Matured 526,000 Par Value Trade Date 9/28/23 526,000 Par Value At 100 %	-519,577.54	519,577.54	
<b>US Bank Liquidity Plus Program</b>					
<b>- Class Y</b>					
<b>USBLP3</b>					
	09/25/23	Sold 125 Shares Trade Date 9/25/23 125 Shares At 1.00 USD	-125.00	125.00	
<b>Total Cash and Equivalents</b>			<b>-\$519,702.54</b>	<b>\$519,702.54</b>	<b>\$0.00</b>
<b>Total Sales &amp; Maturities</b>			<b>-\$519,702.54</b>	<b>\$519,702.54</b>	<b>\$0.00</b>

**SALE/MATURITY SUMMARY MESSAGES**

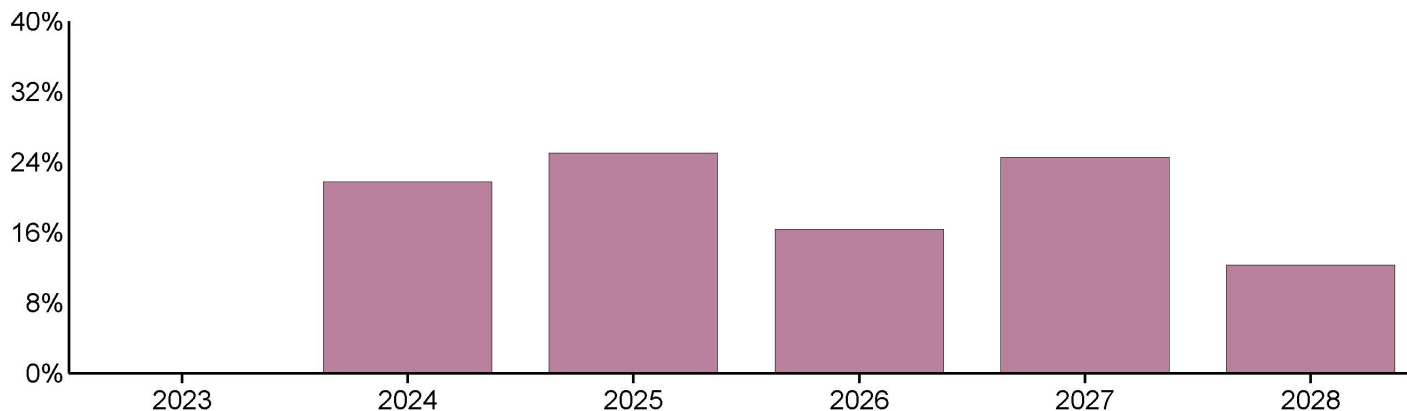
Estimates should not be used for tax purposes



LOS OSOS CSD  
ACCOUNT NUMBER:

Page 14 of 15  
September 1, 2023 to September 30, 2023

**BOND SUMMARY**



	Par Value	Market Value	Percentage of Category
<b>MATURITY</b>			
2023	0.00	0.00	0.00
2024	1,305,000.00	1,279,077.40	21.75
2025	1,500,000.00	1,471,001.20	25.01
2026	996,000.00	963,315.06	16.37
2027	1,489,000.00	1,445,251.54	24.56
2028	772,000.00	724,721.96	12.31
<b>Total of Category</b>	<b>\$6,062,000.00</b>	<b>\$5,883,367.16</b>	<b>100.00</b>

<b>MOODY'S RATING</b>			
Aaa	3,345,000.00	3,217,434.50	54.69
N/A	1,481,000.00	1,447,612.94	24.61
NOT RATED	1,236,000.00	1,218,319.72	20.70
<b>Total of Category</b>	<b>\$6,062,000.00</b>	<b>\$5,883,367.16</b>	<b>100.00</b>



LOS OSOS CSD  
ACCOUNT NUMBER:

Page 15 of 15  
September 1, 2023 to September 30, 2023

---

**BOND SUMMARY (continued)**

---

	Par Value	Market Value	Percentage of Category
<b>S&amp;P RATING</b>			
AA+	750,000.00	738,317.50	12.55
N/A	2,845,000.00	2,714,354.50	46.14
NOT RATED	2,467,000.00	2,430,695.16	41.31
<b>Total of Category</b>	<b>\$6,062,000.00</b>	<b>\$5,883,367.16</b>	<b>100.00</b>

---



---

**BOND SUMMARY MESSAGES**

---

Data contained within this section excluded Mutual Funds, Exchange Traded Funds, and Closed-Ended Funds.



### Account Statement - Transaction Summary

For the Month Ending **September 30, 2023**

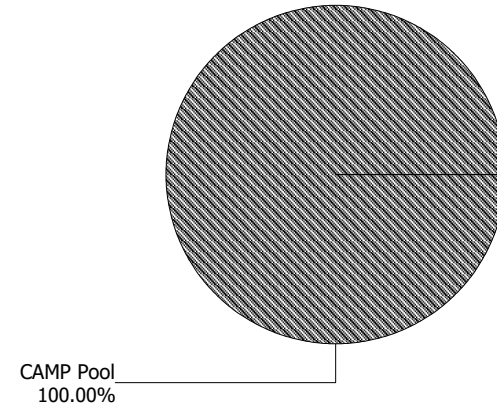
Los Osos Community Services District - Los Osos Community Services District -

<b>CAMP Pool</b>	
Opening Market Value	705,949.19
Purchases	304,314.19
Redemptions	0.00
Unsettled Trades	0.00
Change in Value	0.00
<b>Closing Market Value</b>	<b>\$1,010,263.38</b>
Cash Dividends and Income	4,314.19

<b>Asset Summary</b>		
	<b>September 30, 2023</b>	<b>August 31, 2023</b>
<b>CAMP Pool</b>	1,010,263.38	705,949.19
<b>Total</b>	<b>\$1,010,263.38</b>	<b>\$705,949.19</b>

<b>Asset Allocation</b>	
CAMP Pool	100.00%





**Account Statement**

For the Month Ending **September 30, 2023**

Los Osos Community Services District - Los Osos Community Services District

Trade Date	Settlement Date	Transaction Description	Share or Unit Price	Dollar Amount of Transaction	Total Shares Owned
<b>CAMP Pool</b>					
<b>Opening Balance</b>					<b>705,949.19</b>
09/07/23	09/07/23	Purchase - Incoming Wires	1.00	300,000.00	1,005,949.19
09/29/23	10/02/23	Accrual Income Div Reinvestment - Distributions	1.00	4,314.19	1,010,263.38
<b>Closing Balance</b>					<b>1,010,263.38</b>

	Month of September	Fiscal YTD July-September		
<b>Opening Balance</b>	705,949.19	0.00	<b>Closing Balance</b>	1,010,263.38
<b>Purchases</b>	304,314.19	1,010,263.38	<b>Average Monthly Balance</b>	946,236.80
<b>Redemptions (Excl. Checks)</b>	0.00	0.00	<b>Monthly Distribution Yield</b>	5.55%
<b>Check Disbursements</b>	0.00	0.00		
<b>Closing Balance</b>	<b>1,010,263.38</b>	<b>1,010,263.38</b>		
<b>Cash Dividends and Income</b>	4,314.19	10,263.38		