



August 1, 2024

TO: Board of Directors, LOCS D
FROM: Ron Munds, General Manager
Adrienne Geidel, District Accountant
SUBJECT: **Agenda Item 12E – 08/01/2024 BOD Meeting**
Receive Quarterly Investment Report for Q2 2024

DESCRIPTION

This report includes our required quarterly investment report for Q2 2024.

SUMMARY STAFF RECOMMENDATION

This item will be approved along with the Consent Calendar unless it is pulled by a Director for separate consideration. If so, Staff recommends that the Board adopt the following motion:

Motion: I recommend that the Board receive and file the Quarterly Investment Report for the second quarter of 2024.

Discussion

The District's Investment Policy requires the Finance Officer/Treasurer, which is the General Manager, to make quarterly and annual investment reports to the Board as detailed further below and in the attachments.

Quarterly Report

Policy: *Finance Officer/Treasurer shall file a quarterly report that identifies the District's investments and their compliance with the District's Investment Policy. The quarterly report must be filed with the District's auditor and considered by the District's Board of Directors within forty-five (45) days after the end of each quarter (i.e., by May 15, August 14, November 14, and February 14) (California Government Code § 53646).*

Q2 Quarterly Report – For Funds Invested with Optimized Investment Partners

The total cash and investment portfolio book value (cost) held by the District as of June 30, 2024 was \$9,472,737 and total cash and investments held by the trustees was \$2,027,118.

President
Marshall E. Ochylski

Vice President
Christine M. Womack

Directors
Charles L. Cesena
Matthew D. Fourcroy
Troy C. Gatchell

General Manager
Ron Munds

District Accountant
Robert Stilts, CPA

Unit Chief
John Owens

Battalion Chief
Paul Provence

Mailing Address:
P.O. Box 6064
Los Osos, CA 93412

Offices:
2122 9th Street, Suite 110
Los Osos, CA 93402

Phone: 805/528-9370
FAX: 805/528-9377

www.losososcsd.org

Institution	Amount
Managed Investment Portfolio (Book Value)	\$7,222,868
State of CA Local Agency Investment Fund	\$16,699
California Asset Management Program (CAMP) Pooled Investment Fund	\$1,311,680
Mechanics Bank Cash/Time Deposits	\$855,533
Accrued and paid interest on investment	\$65,956

(Earned interest is the interest earned on investments over a specific time period, accrued interest is the interest that an investment has earned, but hasn't yet been received, and paid interest is the interest that has already been received as payment)

During the quarter, two investments matured, a U.S. Treasury Note in the amount of \$535,000 and another U.S. Treasury Note in the amount of \$578,000. Three Federal Agency Bonds were purchased in the amounts of \$585,000, \$290,000, and \$290,000.

Two-year Treasuries yielding 4.59% at the beginning of the quarter ended higher at the end of the quarter at 4.71%, which was an increase of 12 basis points for the quarter.

As of June 30, 2024, the Weighted Yield to Maturity on the Managed Investment Portfolio was 4.60%.

At the end of this quarter, the Weighted Average Maturity of the Managed Investment Portfolio was 2.51 years.

The Federal Open Market Committee (FOMC) meets approximately every six weeks and determines the level of the Federal Funds Rate. ***At the June 12th meeting, the FOMC voted to maintain the Federal Funds Rate target range at its current level of 5.25-5.50%.***

Q2 Quarterly Report – Wastewater Bond Reserve & Redemption Fund

- In the Wastewater Bond Reserve & Redemption Fund, the District holds Treasury Investments in US Bank as detailed in the attached “Detailed quarterly investment report second quarter of 2024.”

Recent Maturities

No notes matured during the 2nd quarter of 2024, nor did the district purchase any notes this quarter.

Staff will review cash flow needs of the funds, legal reserve requirements, and current interest rates to determine the appropriate allocation of reserves and investments.

Compliance: The District’s investments comply with the Investment Policy, California Government Code § 53646, and California Government Code § 16429.1.

Cash Flow: Based on our analysis, the District can meet cash flow requirements, including any pool expenditure requirements, for the next six months.

Attachments:

- Wastewater Detailed quarterly investment report second quarter of 2024
- Optimized Detailed quarterly investment report second quarter of 2024

Summary of Cash & Investments, and Portfolio Summary
LAIF statement ending June 30, 2024 (Only Available Online)
Mechanics Bank statements ending June 28, 2024 (Only Available Online)
CAMP statement ending June 30, 2024 (Only Available Online)
US Bank statements ending June 30, 2024 (Only Available Online)

Wastewater Detailed Quarterly Investment Report Second Quarter of 2024

Requirements District Policy and State Code

- Table 1. Type of Investment
- Table 2. Institution/issuer
- Table 3. Date of Maturity (if applicable)
- Table 4. Amount of deposit or cost of the security, including par and dollar amount invested on all securities, investments, and moneys held by the District
- Table 5. Current market value of securities, with identification of the source of the valuation, for all securities held by the District as well as securities under the management of any outside party that is not also a local agency or the State of California Local Agency Investment Fund
- Table 6. Rate of Interest
- Staff Report 7. Statement of compliance with the Statement of Investment Policy or the manner in which the portfolio is not in compliance
- Staff Report 8. Statement of the District's ability to meet cash flow requirements, including any pool expenditure requirements, for the next six months, or an explanation as to why sufficient money may not be available
- Table 9. Accrued Interest (if applicable)
- Table 10. Description of any of the District's funds, investments, or programs that are under the management of contracted parties, including lending programs

Fund	Type of Investment	Issuer	Rating	Purchase Date	Cost at Purchase	Date of Maturity	Par Amount (Returned at maturity)	Current market value of securities (on Jun 30, 2024)	Rate of Interest	Description of any of the District's funds used	Total Expected Income and Gains at Maturity
Wastewater Reserve	U S TREASURY NOTE	U.S. Department of the Treasury	AAA (Moody's)	3/17/2022	194,670.40	01/15/2025	200,000.00	195,600.00	1.125%	Funds held in required amounts for the repayment of wastewater bonds. District intends to hold all Bills and Notes until maturity. Annual property tax receipts pay annual debt service on bonds.	11,694.24
Wastewater Reserve	U S TREASURY NOTE	U.S. Department of the Treasury	AAA (Moody's)	5/18/2022	124,413.43	08/31/2025	125,000.00	121,762.50	2.750%		11,879.88
Wastewater Reserve	U S TREASURY NOTE	U.S. Department of the Treasury	AAA (Moody's)	2/10/2022	198,344.60	02/15/2026	200,000.00	189,976.00	1.625%		14,690.73
Wastewater Reserve	U S TREASURY NOTE	U.S. Department of the Treasury	n/a	1/9/2023	108,645.59	07/31/2024	111,000.00	110,781.33	3.000%		7,548.49
Wastewater Reserve	U S TREASURY NOTE	U.S. Department of the Treasury	AAA (Moody's)	7/21/2023	111,459.94	08/31/2027	116,000.00	111,288.08	3.125%		19,443.93
Wastewater Reserve	U S TREASURY NOTE	U.S. Department of the Treasury	AAA (Moody's)	11/30/2023	99,638.55	07/31/2028	100,000.00	98,941.00	4.125%		19,607.71
Wastewater Reserve	U S TREASURY NOTE	U.S. Department of the Treasury	AAA (Moody's)	3/5/2024	99,490.93	02/15/2027	100,000.00	98,852.00	4.125%		12,668.75
Wastewater Reserve	U S TREASURY NOTE	U.S. Department of the Treasury	AAA (Moody's)	3/5/2024	100,535.24	02/28/2029	100,000.00	99,551.00	4.250%		20,657.02
TOTAL:					\$ 1,037,198.68		\$ 1,052,000.00	\$ 1,026,751.91			

Other Assets within Wastewater Funds

Redemption	Cash/Money Market							977,136.53
Redemption	Accrued Income - per 6/30/24 Bank Statement							3,925.55
Prepay	Cash/Money Market							7,640.34
Prepay	Accrued Income - per 6/30/24 Bank Statement							30.76
Reserve	Cash/Money Market							922.38
Reserve	Accrued Income - per 6/30/24 Bank Statement							10,710.44
GRAND TOTAL:								\$ 2,027,117.91

Matured

Wastewater Reserve	U S TREASURY NOTE	U.S. Department of the Treasury	AAA (Moody's)	3/17/2022	198,474.18	02/29/2024	200,000.00		1.500%	7,379.08
Wastewater Reserve	U S TREASURY NOTE	U.S. Department of the Treasury	AAA (Moody's)	5/18/2022	99,482.79	11/30/2023	100,000.00		2.125%	2,718.10
Wastewater Redemption	U S TREASURY NOTE	U.S. Department of the Treasury	AAA (Moody's)	1/9/2023	177,990.24	08/31/2023	180,000.00		2.750%	5,168.46
Wastewater Redemption	U S TREASURY BILL	U.S. Department of the Treasury	n/a	3/2/2023	364,924.27	08/31/2023	374,000.00		Zero coupon Treasury Bill	9,075.73
Wastewater Reserve	U S TREASURY BILL	U.S. Department of the Treasury	n/a	1/9/2023	97,641.25	07/13/2023	100,000.00		Zero coupon Treasury Bill	2,358.75
Wastewater Redemption	U S TREASURY BILL	U.S. Department of the Treasury	N/A	2/10/2022	504,346.36	08/11/2022	506,000.00		Zero coupon, interest is calculated as discount in purchase price.	1,653.64
Wastewater Reserve	U S TREASURY BILL	U.S. Department of the Treasury	N/A	2/10/2022	199,346.39	08/11/2022	200,000.00		Zero coupon, interest is calculated as discount in purchase price.	653.61
TOTAL:					\$ 1,642,205.48		\$ 1,660,000.00			29,007.37

TITLE

INVESTMENT REPORT FOR THE QUARTER ENDED JUNE 30, 2024

RECOMMENDED ACTION

Board receive the report.

SUMMARY

Transmitted herewith is the District’s investment report for the quarter ended June 30, 2024.

ENVIRONMENTAL REVIEW

The activity is not a “Project” as defined under Section 15378 of the California Environmental Quality Act State Guidelines; therefore, pursuant to State Guidelines Section 15060(c)(3) no environmental review is required.

BOARD/COMMISSION/COMMITTEE RECOMMENDATION

Not applicable.

DISCUSSION

The total cash and investment portfolio book value (cost) held by the District as of June 30, 2024 was \$9,472,737 and total cash and investments held by the trustees was \$2,027,118.

The cash and investments held by the District include the following components: Managed Investment Portfolio (\$7,222,868), State of CA Local Agency Investment Fund (\$16,699), California Asset Management Program (CAMP) Pooled Investment Fund (\$1,311,680), Cash/Time Deposits (\$855,533), and accrued interest on investments (\$65,956). *(Earned interest is the interest earned on investments over a specific time period, accrued interest is the interest that an investment has earned, but hasn’t yet been received, and paid interest is the interest that has already been received as payment).*

Cash and investments held by the District and the trustees continue to be invested in accordance with the Government Code and the Board Investment Policy.

During the quarter, two investments matured, a U.S. Treasury Note in the amount of \$535,000 and another U.S. Treasury Note in the amount of \$578,000. Three Federal Agency Bonds were purchased in the amounts of \$585,000, \$290,000, and \$290,000.

Two-year Treasuries yielding 4.59% at the beginning of the quarter ended higher at the end of the quarter at 4.71%, which was an increase of 12 basis points for the quarter.

As of June 30, 2024, the Weighted Yield to Maturity on the Managed Investment Portfolio was 4.60%.

At the end of this quarter, the Weighted Average Maturity of the Managed Investment Portfolio was 2.51 years.

The Federal Open Market Committee (FOMC) meets approximately every six weeks and determines the level of the Federal Funds Rate. **At the June 12th meeting, the FOMC voted to maintain the Federal Funds Rate target range at its current level of 5.25-5.50%.**

Summary from the June 12th meeting:

“Recent indicators suggest that economic activity has continued to expand at a solid pace. Job gains have remained strong, and the unemployment rate has remained low. Inflation has eased over the past year but remains elevated. In recent months, there has been modest further progress toward the Committee’s 2 percent inflation objective.

The Committee seeks to achieve maximum employment and inflation at the rate of 2 percent over the longer run. The Committee judges that the risks to achieving its employment and inflation goals have moved toward better balance over the past year. The economic outlook is uncertain, and the Committee remains highly attentive to inflation risks.

In support of its goals, the Committee decided to maintain the target range for the federal funds rate at 5-1/4 to 5-1/2 percent. In considering any adjustments to the target range for the federal funds rate, the Committee will carefully assess incoming data, the evolving outlook, and the balance of risks. The Committee does not expect it will be appropriate to reduce the target range until it has gained greater confidence that inflation is moving sustainably toward 2 percent. In addition, the Committee will continue reducing its holdings of Treasury securities and agency debt and agency mortgage-backed securities. The Committee is strongly committed to returning inflation to its 2 percent objective.

In assessing the appropriate stance of monetary policy, the Committee will continue to monitor the implications of incoming information for the economic outlook. The Committee would be prepared to adjust the stance of monetary policy as appropriate if risks emerge that could impede the attainment of the Committee’s goals. The Committee’s assessments will take into account a wide range of information, including readings on labor market conditions, inflation pressures and inflation expectations, and financial and international developments.”

Finance staff hired Optimized Investment Partners in June 2023 to help improve the investment returns for the district and to ensure compliance with California Government Code by ensuring safety of principal and sufficient liquidity for operations. Ongoing portfolio management activity will continue to be performed in partnership with Optimized Investment Partners, the Administrative Services Manager and the General Manager.

DECISION-MAKER CONFLICT

Staff has reviewed the decision contemplated by this action and has determined that it is not site-specific and consequently, the real property holdings of the Board members do not create a disqualifying real property-related financial conflict of interest under the Political Reform Act (Cal. Gov’t Code § 87100, et seq.).

Staff is not independently aware, and has not been informed by any Board member, of any other fact that may constitute a basis for a decision-maker conflict of interest in this matter.

CURRENT-YEAR FISCAL IMPACT

Considering the projected timing of cash receipts and disbursements and the structure of the Pooled Investment Portfolio, the District should be able to comfortably meet overall cash flow needs over the next six months. There is no direct fiscal impact by this action.

ONGOING FISCAL IMPACT

There is no ongoing fiscal impact by this action.

ATTACHMENTS

1. Summary of Cash and Investments as of June 30, 2024
2. Portfolio Summary and Key Statistics for the Quarter Ended June 30, 2024
3. US Bank Custodial Account Statement for Month End June 30, 2024

Staff Contact: Ron Munds, General Manager

Laura Durban, Administrative Services Manager

Los Osos Community Services District
Summary of Cash and Investments for the Quarter Ended June 30, 2024

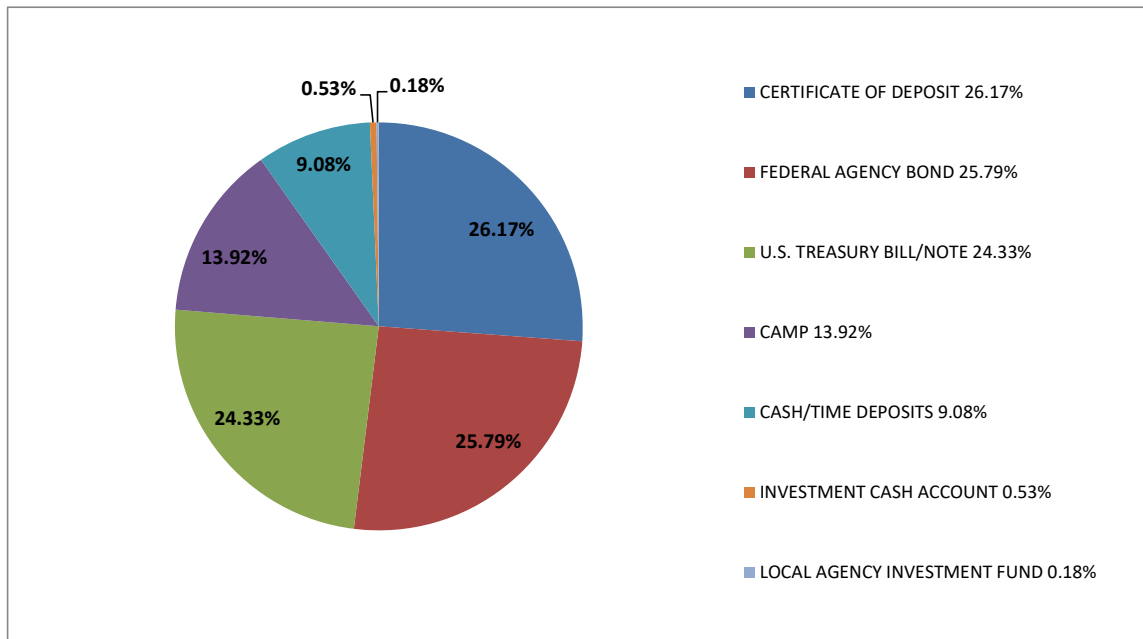
Portfolio Assets	Par Value (1)	Market Value (2)	Book Value (3)	% of Portfolio
Cash & Investments Held by District				
Investment Portfolio				
Managed Investments				
U.S. Bank Custodial Cash Account	\$ 49,962	\$ 49,962	\$ 49,962	0.53%
U.S. Treasury Bill/ Note	2,397,000	2,292,884	2,267,674	24.11%
Federal Agency Bond	2,440,000	2,430,704	2,438,232	25.92%
Certificate of Deposit	2,467,000	2,466,555	2,467,000	26.23%
Managed Investments Subtotal	\$ 7,353,962	\$ 7,240,105	\$ 7,222,868	76.78%
Pooled Investments				
State of CA Local Agency Investment Fund	\$ 16,699	\$ 16,699	\$ 16,699	0.18%
CAMP	1,311,680	1,311,680	1,311,680	13.94%
Pooled Investments Subtotal	\$ 1,328,379	\$ 1,328,379	\$ 1,328,379	14.12%
Investment Portfolio Subtotal	\$ 8,682,341	\$ 8,568,484	\$ 8,551,248	90.91%
Cash/Time Deposits	\$ 855,533	\$ 855,533	\$ 855,533	9.09%
Funds Available for Investment	\$ 9,537,874	\$ 9,424,017	\$ 9,406,781	100.00%
Accrued Interest	\$ 65,956	\$ 65,956	\$ 65,956	
Total Cash & Investments Held by District	\$ 9,603,831	\$ 9,489,973	\$ 9,472,737	
Cash & Investments Held by Trustee				
Investment Agreements				
Cash with Fiscal Agents	2,027,118	2,027,118	2,027,118	
Restricted Cash				
U.S. Government				
Total Cash & Investments Held by Trustee	\$ 2,027,118	\$ 2,027,118	\$ 2,027,118	
Total Portfolio				
	\$ 11,630,949	\$ 11,517,091	\$ 11,499,855	

Notes:

1. Par value is the principal amount of the investment on maturity.
2. Market values contained herein are received from sources we believe are reliable; however, we do not guarantee their accuracy.
3. Book value is par value of the security plus or minus any premium or discount on the security.

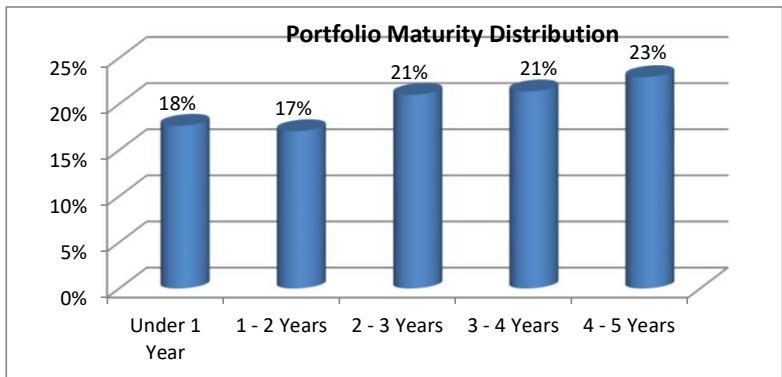
**Los Osos Community Services District
Investment Report for the Quarter Ended June 30, 2024**

Investment Portfolio Summary and Key Statistics



Portfolio Key Statistics	
PAR Value	\$ 8,682,341
Book Value (COST)	\$ 8,551,248
Market Value	\$ 8,568,484
Weighted Average Maturity (in years)	2.51
Weighted Yield to Maturity*	4.60%

*Note: Cash/time deposits not included in WYTM



Excludes Pooled Investments and U.S. Bank Custodial Cash Account

U.S. Treasury Yields - Quarterly Comparison			
Maturity	Jun 2024	Mar 2024	Change
3-Month	5.48%	5.46%	0.02%
1-Year	5.09%	5.03%	0.06%
2-Year	4.71%	4.59%	0.12%
3-Year	4.52%	4.40%	0.12%
5-Year	4.33%	4.21%	0.12%
10-Year	4.36%	4.20%	0.16%

2-Year U.S. Treasury Yield - Historical Data			
Jun 2024	Jun 2023	Jun 2022	Jun 2021
4.71%	4.87%	2.92%	0.25%

Portfolio Maturity	PAR Maturing	% Maturing
Under 1 Year	\$ 1,289,000	18%
1 - 2 Years	\$ 1,246,000	17%
2 - 3 Years	\$ 1,534,000	21%
3 - 4 Years	\$ 1,561,000	21%
4 - 5 Years	\$ 1,674,000	23%
Total	\$ 7,304,000	100%

Interest Earnings	FY2023	FY2024	Change
Apr	\$ -	\$ 33,084	\$ 33,084
May	\$ -	\$ 34,216	\$ 34,216
Jun	\$ -	\$ 33,191	\$ 33,191
Total for Quarter	\$ -	\$ 100,491	\$ 100,491

Note: Interest Earnings figures do not include capital gains or losses



TABLE OF CONTENTS

Schedule	Page
Market Value Summary	1
Asset Summary	2
Income Summary	3
Cash Summary	4
Asset Detail	5
Transaction Detail	10
Sale/Maturity Summary	12
Bond Summary	13

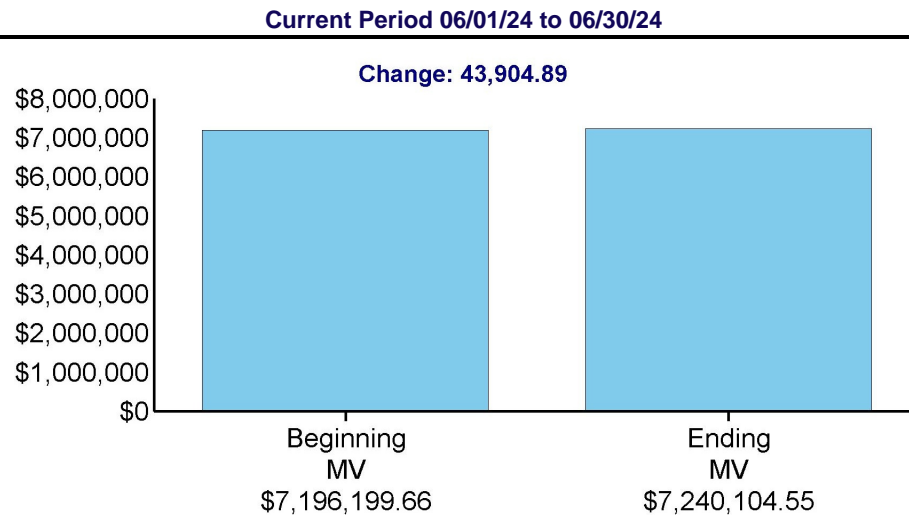


LOS OSOS CSD
ACCOUNT NUMBER:

Page 1 of 14
June 1, 2024 to June 30, 2024

MARKET VALUE SUMMARY

	Current Period 06/01/24 to 06/30/24	Year-to-Date 01/01/24 to 06/30/24
Beginning Market Value	\$7,196,199.66	\$7,134,899.04
Taxable Interest	19,192.12	132,178.18
Taxable Dividends	151.99	1,262.56
Fees and Expenses	-125.00	-750.00
Short Term Gains/Losses		11,502.60
Change in Investment Value	24,685.78	-38,987.83
Ending Market Value	\$7,240,104.55	\$7,240,104.55





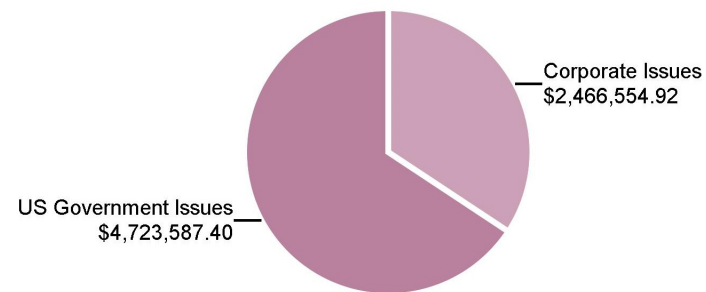
LOS OSOS CSD
ACCOUNT NUMBER:

Page 2 of 14
June 1, 2024 to June 30, 2024

ASSET SUMMARY

Assets	Current Period Market Value	% of Total	Estimated Annual Income
Cash & Equivalents	49,962.23	0.70	2,103.41
Taxable Bonds	7,190,142.32	99.30	279,032.25
Total Market Value	\$7,240,104.55	100.00	\$281,135.66

Fixed Income Summary



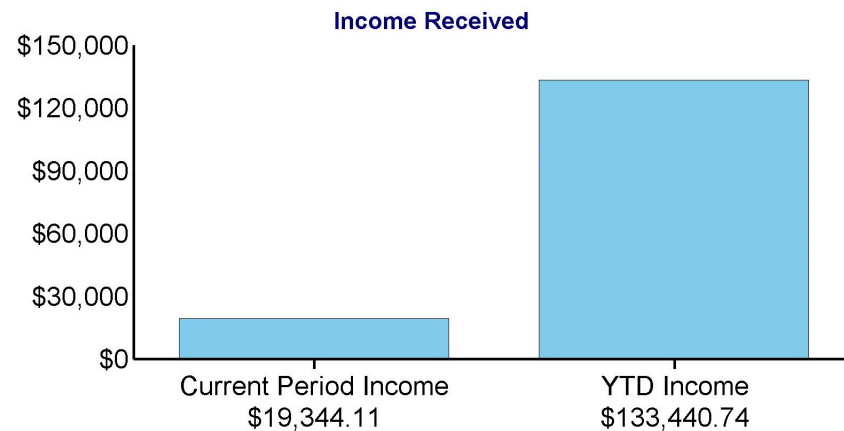


LOS OSOS CSD
ACCOUNT NUMBER:

Page 3 of 14
June 1, 2024 to June 30, 2024

INCOME SUMMARY

	Income Received Current Period	Income Received YTD
Taxable Interest	19,192.12	132,178.18
Taxable Dividends	151.99	1,262.56
Total Current Period Income	\$19,344.11	\$133,440.74



LOS OSOS CSD
ACCOUNT NUMBER:Page 4 of 14
June 1, 2024 to June 30, 2024**CASH SUMMARY**

	Principal Cash	Income Cash	Total Cash
Beginning Cash 06/01/2024	-\$186,927.26	\$186,927.26	\$0.00
Taxable Interest		19,192.12	19,192.12
Taxable Dividends		151.99	151.99
Fees and Expenses	-125.00		-125.00
Transfers	151.99	-151.99	0.00
Purchases	-19,344.11		-19,344.11
Sales	125.00		125.00
Net Money Market Activity			0.00
Ending Cash 06/30/2024	-\$206,119.38	\$206,119.38	\$0.00



LOS OSOS CSD
ACCOUNT NUMBER:

Page 5 of 14
June 1, 2024 to June 30, 2024

ASSET DETAIL

Security Description

Shares/Face Amt	Price	Market Value	Tax Cost	Unrealized Gain/Loss	Percent of Total Portfolio	Estimated Annual Income	Estimated Current Yield
Cash & Equivalents							
Cash/Money Market							
US Bank Liquidity Plus Program - USBLP3 ** - Class Y							
49,962.230	1.0000	49,962.23	49,962.23	0.00	0.7	2,103.41	4.21
Total Cash/Money Market		\$49,962.23	\$49,962.23	\$0.00	0.7	\$2,103.41	
Cash							
Principal Cash		-206,119.38	-206,119.38		-2.8		
Income Cash		206,119.38	206,119.38		2.8		
Total Cash		\$0.00	\$0.00	\$0.00	0.0	\$0.00	
Total Cash & Equivalents		\$49,962.23	\$49,962.23	\$0.00	0.7	\$2,103.41	

Taxable Bonds

US Government Issues

U S Treasury Note - 9128286Z8
1.750 06/30/2024

535,000.000	100.0000	535,000.00	516,781.11	18,218.89	7.4	9,362.50	1.75
-------------	----------	------------	------------	-----------	-----	----------	------

Federal Farm Credit Bks - 3133ENP79
4.250 09/26/2024

250,000.000	99.7060	249,265.00	247,128.50	2,136.50	3.4	10,625.00	4.26
-------------	---------	------------	------------	----------	-----	-----------	------

U S Treasury Note - 91282CED9
1.750 03/15/2025

260,000.000	97.5830	253,715.80	246,537.72	7,178.08	3.5	4,550.00	1.79
-------------	---------	------------	------------	----------	-----	----------	------



LOS OSOS CSD
ACCOUNT NUMBER:

Page 6 of 14
June 1, 2024 to June 30, 2024



ASSET DETAIL (continued)

Security Description

	Shares/Face Amt	Price	Market Value	Tax Cost	Unrealized Gain/Loss	Percent of Total Portfolio	Estimated Annual Income	Estimated Current Yield
U S Treasury Note - 91282CFK2 3.500 09/15/2025	250,000.000	98.1990	245,497.50	244,038.25	1,459.25	3.4	8,750.00	3.56
Federal Farm Credit Bks - 3133EPMB8 4.125 12/08/2025	250,000.000	98.7970	246,992.50	247,065.50	-73.00	3.4	10,312.50	4.17
Federal Farm Credit Bks - 3133EPNV3 4.375 03/30/2026	250,000.000	99.2180	248,045.00	249,216.25	-1,171.25	3.4	10,937.50	4.41
U S Treasury Note - 912828YG9 1.625 09/30/2026	250,000.000	93.5900	233,975.00	229,903.00	4,072.00	3.2	4,062.50	1.74
Federal Agri Mtg Corp M T N - 3132X0PY1 3.000 02/23/2027	250,000.000	95.9590	239,897.50	238,315.75	1,581.75	3.3	7,500.00	3.13
Federal Farm Credit Bks - 3133EP6K6 4.500 03/26/2027	290,000.000	99.7720	289,338.80	288,965.28	373.52	4.0	13,050.00	4.51
U S Treasury Note - 91282CFM8 4.125 09/30/2027	250,000.000	98.8670	247,167.50	249,745.25	-2,577.75	3.4	10,312.50	4.17
U S Treasury Note - 91282CGC9 3.875 12/31/2027	250,000.000	98.0820	245,205.00	247,608.63	-2,403.63	3.4	9,687.50	3.95
Federal Farm Credit Bks - 3133EP5S0 4.250 03/20/2028	290,000.000	99.2500	287,825.00	286,892.36	932.64	4.0	12,325.00	4.28
U S Treasury Note - 91282CBS9 1.250 03/31/2028	280,000.000	89.0590	249,365.20	246,082.48	3,282.72	3.4	3,500.00	1.40



LOS OSOS CSD
ACCOUNT NUMBER:

Page 7 of 14
June 1, 2024 to June 30, 2024

ASSET DETAIL (continued)

Security Description

	Shares/Face Amt	Price	Market Value	Tax Cost	Unrealized Gain/Loss	Percent of Total Portfolio	Estimated Annual Income	Estimated Current Yield
U S Treasury Note - 91282CCY5 1.250 09/30/2028	322,000.000	87.8750	282,957.50	286,977.99	-4,020.49	3.9	4,025.00	1.42
Federal Home Loan Bks - 3130AXQK7 4.750 12/08/2028	275,000.000	101.3840	278,806.00	286,642.68	-7,836.68	3.9	13,062.50	4.68
Federal Farm Credit Bks - 3133EPXV2 4.625 04/05/2029	585,000.000	100.9460	590,534.10	594,005.49	-3,471.39	8.2	27,056.25	4.58
Total US Government Issues			\$4,723,587.40	\$4,705,906.24	\$17,681.16	65.2	\$159,118.75	

Corporate Issues

Western Alliance Bk Phoenix - 95763PPD7 C D 5.250 01/07/2025	244,000.000	99.9260	243,819.44	244,000.00	-180.56	3.4	12,810.00	5.25
First Technology Federal - 33715LFQ8 C D 5.300 07/14/2025	248,000.000	100.1160	248,287.68	248,000.00	287.68	3.4	13,144.00	5.29
Liberty Fed Cr Un Evansville - 53052LAW9 C D 5.300 07/14/2025	248,000.000	100.1220	248,302.56	248,000.00	302.56	3.4	13,144.00	5.29
Connexus Credit Union Wausau - 20825WCA6 C D 5.000 07/13/2026	248,000.000	100.2420	248,600.16	248,000.00	600.16	3.4	12,400.00	4.99
Frontier Bk Omaha Ne - 35907XFG7 C D 4.700 07/14/2026	248,000.000	99.6600	247,156.80	248,000.00	-843.20	3.4	11,656.00	4.72



LOS OSOS CSD
ACCOUNT NUMBER:

Page 9 of 14
June 1, 2024 to June 30, 2024

ASSET DETAIL MESSAGES

Time of trade execution and trading party (if not disclosed) will be provided upon request.

Publicly traded assets are valued in accordance with market quotations or valuation methodologies from financial industry services believed by us to be reliable. Assets that are not publicly traded may be reflected at values from other external sources. Assets for which a current value is not available may be reflected at a previous value or as not valued, at par value, or at a nominal value. Values shown do not necessarily reflect prices at which assets could be bought or sold. Values are updated based on internal policy and may be updated less frequently than statement generation.

****Your U.S. Bank Liquidity Plus Program as of 06/28/2024 was allocated as follows:**

Total Balance \$49,962.23

Bank Name	Balance	Excluded Bank Name
First Horizon Bank	\$.32	None
US Bank	\$49,961.91	



LOS OSOS CSD
ACCOUNT NUMBER:

Page 10 of 14
June 1, 2024 to June 30, 2024

TRANSACTION DETAIL

Date Posted	Activity	Description	Income Cash	Principal Cash	Tax Cost
Beginning Balance 06/01/2024			\$186,927.26	-\$186,927.26	\$7,203,649.36
06/03/24	Asset Income	Interest Earned On Liberty Fed C D 5.300% 7/14/25 0.004501 USD/\$1 Pv On 248,000 Par Value Due 6/1/24	1,116.34		
06/03/24	Purchase	Purchased 1,116.34 Shares Of US Bank Liquidity Plus Class Y Trade Date 6/3/24 1,116.34 Shares At 1.00 USD		-1,116.34	1,116.34
06/10/24	Asset Income	Interest Earned On F H L B Deb 4.750% 12/08/28 0.028368 USD/\$1 Pv On 275,000 Par Value Due 6/8/24	7,801.22		
06/10/24	Asset Income	Interest Earned On F F C B Deb 4.125% 12/08/25 0.020625 USD/\$1 Pv On 250,000 Par Value Due 6/8/24	5,156.25		
06/10/24	Purchase	Purchased 12,957.47 Shares Of US Bank Liquidity Plus Class Y Trade Date 6/10/24 12,957.47 Shares At 1.00 USD		-12,957.47	12,957.47
06/12/24	Asset Income	Interest Earned On Connexus Credit C D 5.000% 7/13/26 0.004247 USD/\$1 Pv On 248,000 Par Value Due 6/12/24	1,053.15		
06/12/24	Asset Income	Interest Earned On Uinta Bk C D 4.550% 1/12/27 0.003864 USD/\$1 Pv On 248,000 Par Value Due 6/12/24	958.37		
06/12/24	Purchase	Purchased 2,011.52 Shares Of US Bank Liquidity Plus Class Y Trade Date 6/12/24 2,011.52 Shares At 1.00 USD		-2,011.52	2,011.52
06/14/24	Asset Income	Interest Earned On First C D 5.300% 7/14/25 0.004501 USD/\$1 Pv On 248,000 Par Value Due 6/14/24	1,116.34		
06/14/24	Asset Income	Interest Earned On Frontier Bk C D 4.700% 7/14/26 0.003992 USD/\$1 Pv On 248,000 Par Value Due 6/14/24	989.96		



LOS OSOS CSD
ACCOUNT NUMBER:

Page 11 of 14
June 1, 2024 to June 30, 2024

TRANSACTION DETAIL (continued)

Date Posted	Activity	Description	Income Cash	Principal Cash	Tax Cost
06/14/24	Asset Income	Interest Earned On Utah First Fed C D 4.750% 7/14/28 0.004034 USD/\$1 Pv On 248,000 Par Value Due 6/14/24	1,000.49		
06/14/24	Purchase	Purchased 3,106.79 Shares Of US Bank Liquidity Plus Class Y Trade Date 6/14/24 3,106.79 Shares At 1.00 USD		-3,106.79	3,106.79
06/25/24	Fee	Trust Fees Collected Charged For Period 05/01/2024 Thru 05/31/2024		-125.00	
06/25/24	Sale	Sold 125 Shares Of US Bank Liquidity Plus Class Y Trade Date 6/25/24 125 Shares At 1.00 USD		125.00	-125.00
06/28/24	Asset Income	Dividend Earned On US Bank Liquidity Plus Class Y	151.99		
06/28/24	Cash Disbursement	Cash Disbursement Transfer To Principal	-151.99		
06/28/24	Cash Receipt	Cash Receipt Transfer From Income		151.99	
06/28/24	Purchase	Purchased 151.99 Shares Of US Bank Liquidity Plus Class Y Trade Date 6/28/24 Reinvestment Of Income Received 6/28/24		-151.99	151.99
	Purchase	Combined Purchases For The Period 6/ 1/24 - 6/30/24 Of First Am Govt Ob Fd Cl Y		-11,390.90	11,390.90
	Sale	Combined Sales For The Period 6/ 1/24 - 6/30/24 Of First Am Govt Ob Fd Cl Y		11,390.90	-11,390.90
Ending Balance 06/30/2024			\$206,119.38	-\$206,119.38	\$7,222,868.47

LOS OSOS CSD
ACCOUNT NUMBER:Page 12 of 14
June 1, 2024 to June 30, 2024**SALE/MATURITY SUMMARY**

	Settlement Date	Description	Tax Cost	Proceeds	Estimated Gain/Loss
Cash and Equivalents					
US Bank Liquidity Plus Program - Class Y USBLP3					
	06/25/24	Sold 125 Shares Trade Date 6/25/24 125 Shares At 1.00 USD	-125.00	125.00	
Total Cash and Equivalents			-\$125.00	\$125.00	\$0.00
Total Sales & Maturities			-\$125.00	\$125.00	\$0.00

SALE/MATURITY SUMMARY MESSAGES

Estimated Year-To-Date Short-Term Gain (Loss): \$11,502.60

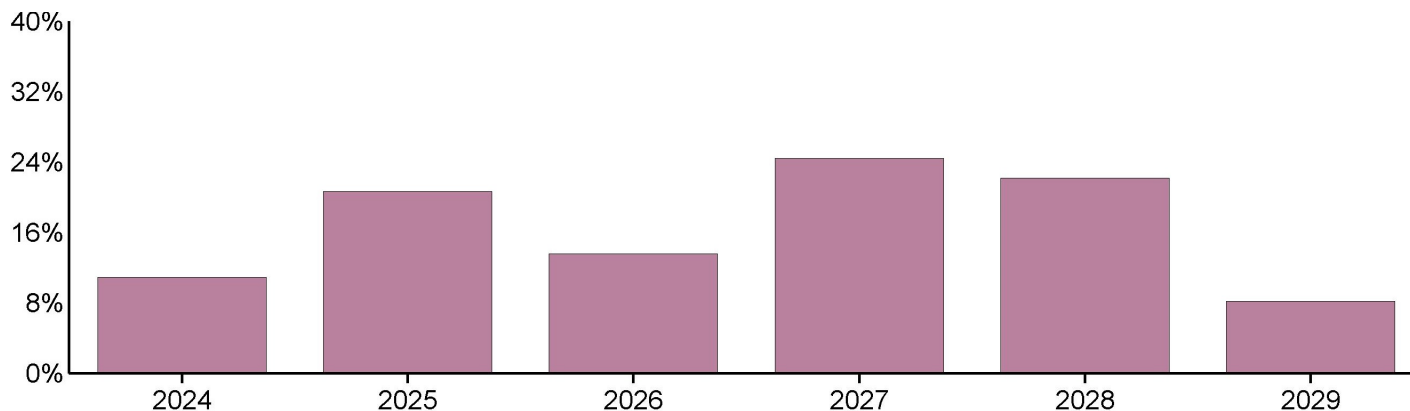
Estimates should not be used for tax purposes



LOS OSOS CSD
ACCOUNT NUMBER:

Page 13 of 14
June 1, 2024 to June 30, 2024

BOND SUMMARY



	Par Value	Market Value	Percentage of Category
MATURITY			
2024	785,000.00	784,265.00	10.91
2025	1,500,000.00	1,486,615.48	20.68
2026	996,000.00	977,776.96	13.60
2027	1,779,000.00	1,755,917.80	24.42
2028	1,659,000.00	1,595,032.98	22.18
2029	585,000.00	590,534.10	8.21
Total of Category	\$7,304,000.00	\$7,190,142.32	100.00

MOODY'S RATING			
Aaa	4,587,000.00	4,483,689.90	62.36
N/A	1,481,000.00	1,466,328.50	20.39
NOT RATED	1,236,000.00	1,240,123.92	17.25
Total of Category	\$7,304,000.00	\$7,190,142.32	100.00

LOS OSOS CSD
ACCOUNT NUMBER:Page 14 of 14
June 1, 2024 to June 30, 2024**BOND SUMMARY (continued)**

	Par Value	Market Value	Percentage of Category
S&P RATING			
AA+	2,190,000.00	2,190,806.40	30.47
N/A	2,647,000.00	2,532,781.00	35.23
NOT RATED	2,467,000.00	2,466,554.92	34.30
Total of Category	\$7,304,000.00	\$7,190,142.32	100.00

BOND SUMMARY MESSAGES

Data contained within this section excluded Mutual Funds, Exchange Traded Funds, and Closed-Ended Funds.

California State Treasurer
Fiona Ma, CPA



Local Agency Investment Fund
P.O. Box 942809
Sacramento, CA 94209-0001
(916) 653-3001

July 01, 2024

[LAIIF Home](#)
[PMIA Average Monthly Yields](#)

LOS OSOS COMMUNITY SERVICES DISTRICT

GENERAL MANAGER
P.O. BOX 6064
LOS OSOS, CA 93412

[Tran Type Definitions](#)



Account Number:

June 2024 Statement




Account Summary

Total Deposit:	0.00	Beginning Balance:	16,699.16
Total Withdrawal:	0.00	Ending Balance:	16,699.16

RETURN SERVICE REQUESTED

LOS OSOS COMMUNITY SERVICES DISTRICT
 PO BOX 6064
 LOS OSOS CA 93412-6064

Managing Your Accounts

-  Client Services 800.797.6324
-  Online www.mechanicsbank.com
-  Mobile Download Our Mobile Apps

**Learn 10 ways to
 protect yourself
 against check fraud**

Go to MechanicsBank.com/Insights



Summary of Accounts

Account Type	Account Number	Ending Balance
PUBLIC CHECKING		\$202,431.09

Account Summary

Date	Description	Amount
06/01/2024	Beginning Balance	\$739,193.45
	126 Credit(s) This Period	\$364,954.26
	67 Debit(s) This Period	\$901,716.62
06/28/2024	Ending Balance	\$202,431.09

Deposits

Date	Description	Amount
06/11/2024	DEPOSIT	\$189.25
06/11/2024	DEPOSIT	\$196.25
06/11/2024	DEPOSIT # 32249	\$200.00
06/11/2024	DEPOSIT	\$290.00
06/11/2024	DEPOSIT # 32250	\$400.00
06/18/2024	DEPOSIT	\$100.00
06/18/2024	DEPOSIT	\$100.00
06/18/2024	DEPOSIT # 32251	\$105.00

PUBLIC CHECKING-XXXXXXXX (continued)
Deposits (continued)

Date	Description	Amount
06/18/2024	DEPOSIT	\$115.00
06/18/2024	DEPOSIT	\$121.05
06/18/2024	DEPOSIT	\$153.00
06/18/2024	DEPOSIT	\$365.00
06/28/2024	DEPOSIT # 32253	\$0.50
06/28/2024	DEPOSIT # 32252	\$11.00
06/28/2024	DEPOSIT	\$110.00
06/28/2024	DEPOSIT # 32254	\$148.10
06/28/2024	DEPOSIT	\$251.06
06/28/2024	DEPOSIT	\$300.00

Electronic Credits

Date	Description	Amount
06/03/2024	BANKCARD MTOT DEP 510159341150076	\$106.25
06/03/2024	TRANSFER PAYMENTUS LOCSD UTILITY PAYMENT	\$194.60
06/03/2024	BANKCARD MTOT DEP 510159341150076	\$427.36
06/03/2024	CHECKFREE LOS OSOS C 8888006456	\$857.60
06/03/2024	BANKCARD MTOT DEP 510159341150076	\$1,216.59
06/04/2024	TRANSFER PAYMENTUS LOCSD UTILITY PAYMENT	\$224.35
06/04/2024	METAVANTE CORP BILL PAYMT 00385	\$258.30
06/04/2024	BANKCARD MTOT DEP 510159341150076	\$475.84
06/04/2024	CHECKFREE LOS OSOS C 8888006456	\$1,372.30
06/05/2024	METAVANTE CORP BILL PAYMT 00158	\$363.82
06/05/2024	BANKCARD MTOT DEP 510159341150076	\$726.50
06/05/2024	CHECKFREE LOS OSOS C 8888006456	\$1,872.78
06/05/2024	BANKCARD MTOT DEP 510159341150076	\$300.20
06/06/2024	CHECKFREE LOS OSOS C 8888006456	\$614.05
06/06/2024	Remote Deposit	\$3,092.05
06/06/2024	Remote Deposit	\$4,441.09
06/06/2024	Remote Deposit	\$4,962.25
06/06/2024	Remote Deposit	\$5,132.64
06/07/2024	TRANSFER PAYMENTUS LOCSD UTILITY PAYMENT	\$100.00
06/07/2024	CHECKFREE LOS OSOS C 8888006456	\$680.05
06/07/2024	BANKCARD MTOT DEP 510159341150076	\$715.73
06/07/2024	VENDOR PAY COUNTY OF SAN LU RMR* OI* TCCFFY24MAYME* * 11153.19* 11153.19* 0.00\	\$11,153.19
06/07/2024	Remote Deposit	\$5,539.61
06/10/2024	BANKCARD MTOT DEP 510159341150076	\$310.45
06/10/2024	BANKCARD MTOT DEP 510159341150076	\$388.75
06/10/2024	BANKCARD MTOT DEP 510159341150076	\$753.35
06/10/2024	CHECKFREE LOS OSOS C 8888006456	\$1,041.45
06/10/2024	Remote Deposit	\$50.00
06/10/2024	Remote Deposit	\$400.00
06/10/2024	Remote Deposit	\$962.20
06/10/2024	Remote Deposit	\$6,517.04
06/11/2024	TRANSFER PAYMENTUS LOCSD UTILITY PAYMENT	\$174.35
06/11/2024	CHECKFREE LOS OSOS C 8888006456	\$852.00
06/11/2024	BANKCARD MTOT DEP 510159341150076	\$1,031.17
06/11/2024	Remote Deposit	\$2,456.23
06/12/2024	METAVANTE CORP BILL PAYMT 00160	\$299.50
06/12/2024	CHECKFREE LOS OSOS C 8888006456	\$406.45
06/12/2024	BANKCARD MTOT DEP 510159341150076	\$799.60
06/12/2024	TRANSFER PAYMENTUS LOCSD UTILITY PAYMENT	\$922.63
06/12/2024	Remote Deposit	\$3,119.45
06/13/2024	METAVANTE CORP BILL PAYMT 00353	\$329.10
06/13/2024	TRANSFER PAYMENTUS LOCSD UTILITY PAYMENT	\$360.00
06/13/2024	BANKCARD MTOT DEP 510159341150076	\$413.00
06/13/2024	CHECKFREE LOS OSOS C 8888006456	\$500.00

PUBLIC CHECKING-XXXXXXXX(continued)
Electronic Credits (continued)

Date	Description	Amount
06/13/2024	Remote Deposit	\$4,492.56
06/13/2024	115896632 Online Transfer from XXXXXX6905 on 6/13/24 at 7:01	\$100,000.00
06/14/2024	METAVANTE CORP BILL PAYMT 00729	\$100.00
06/14/2024	BANKCARD MTOT DEP 510159341150076	\$1,078.33
06/14/2024	CHECKFREE LOS OSOS C 8888006456	\$3,609.18
06/14/2024	COUNTY OF SAN LU VENDOR PAY	\$57,001.75
06/14/2024	Remote Deposit	\$2,228.75
06/14/2024	Remote Deposit	\$21,365.57
06/17/2024	BANKCARD MTOT DEP 510159341150076	\$410.31
06/17/2024	BANKCARD MTOT DEP 510159341150076	\$770.42
06/17/2024	CHECKFREE LOS OSOS C 8888006456	\$1,083.27
06/17/2024	LOCS D LOCS D BILL XXXXX4518	\$7,038.50
06/17/2024	LOCS D LOCS D BILL XXXXX4518	\$8,164.40
06/17/2024	LOCS D LOCS D BILL XXXXX4518	\$8,791.45
06/17/2024	LOCS D LOCS D BILL XXXXX4518	\$14,330.20
06/17/2024	LOCS D LOCS D BILL XXXXX4518	\$18,636.13
06/17/2024	Remote Deposit	\$8,501.11
06/18/2024	METAVANTE CORP BILL PAYMT 05716	\$148.25
06/18/2024	TRANSFER PAYMENTUS LOCS D UTILITY PAYMENT	\$181.45
06/18/2024	CHECKFREE LOS OSOS C 8888006456	\$342.35
06/18/2024	COUNTY OF SAN LU VENDOR PAY	\$696.18
06/18/2024	BANKCARD MTOT DEP 510159341150076	\$2,189.92
06/18/2024	Remote Deposit	\$402.17
06/18/2024	Remote Deposit	\$2,079.82
06/20/2024	CHECKFREE LOS OSOS C 8888006456	\$74.00
06/20/2024	BANKCARD MTOT DEP 510159341150076	\$379.08
06/20/2024	TRANSFER PAYMENTUS LOCS D UTILITY PAYMENT	\$784.40
06/20/2024	TRANSFER PAYMENTUS LOCS D UTILITY PAYMENT	\$1,254.13
06/20/2024	BANKCARD MTOT DEP 510159341150076	\$1,654.59
06/20/2024	Remote Deposit	\$106.25
06/20/2024	Remote Deposit	\$220.00
06/20/2024	Remote Deposit	\$413.09
06/21/2024	BANKCARD MTOT DEP 510159341150076	\$135.36
06/21/2024	TRANSFER PAYMENTUS LOCS D UTILITY PAYMENT	\$235.63
06/21/2024	CHECKFREE LOS OSOS C 8888006456	\$314.08
06/24/2024	CHECKFREE LOS OSOS C 8888006456	\$254.90
06/24/2024	BANKCARD MTOT DEP 510159341150076	\$746.23
06/24/2024	BANKCARD MTOT DEP 510159341150076	\$840.83
06/24/2024	TRANSFER PAYMENTUS LOCS D UTILITY PAYMENT	\$893.45
06/24/2024	BANKCARD MTOT DEP 510159341150076	\$1,077.85
06/24/2024	Remote Deposit	\$50.00
06/24/2024	Remote Deposit	\$750.19
06/24/2024	Remote Deposit	\$903.92
06/25/2024	METAVANTE CORP BILL PAYMT 02597	\$356.25
06/25/2024	BANKCARD MTOT DEP 510159341150076	\$756.85
06/25/2024	TRANSFER PAYMENTUS LOCS D UTILITY PAYMENT	\$857.85
06/25/2024	CHECKFREE LOS OSOS C 8888006456	\$1,668.52
06/25/2024	Remote Deposit	\$575.21
06/25/2024	Remote Deposit	\$1,099.35
06/26/2024	METAVANTE CORP BILL PAYMT 01461	\$246.10
06/26/2024	BANKCARD BTOT DEP 510159341150076	\$434.28
06/26/2024	CHECKFREE LOS OSOS C 8888006456	\$1,098.68
06/26/2024	Remote Deposit	\$929.45
06/26/2024	Remote Deposit	\$7,205.25
06/27/2024	METAVANTE CORP BILL PAYMT 05019	\$135.36
06/27/2024	CHECKFREE LOS OSOS C 8888006456	\$148.25
06/27/2024	BANKCARD MTOT DEP 510159341150076	\$235.15
06/27/2024	Remote Deposit	\$50.00

PUBLIC CHECKING-XXXXXXXX(continued)
Electronic Credits (continued)

Date	Description	Amount
06/27/2024	Remote Deposit	\$472.65
06/28/2024	TRANSFER PAYMENTUS LOCSO UTILITY PAYMENT	\$228.62
06/28/2024	METAVANTE CORP BILL PAYMT 00234	\$310.00
06/28/2024	CHECKFREE LOS OSOS C 8888006456	\$511.80
06/28/2024	BANKCARD MTOT DEP 510159341150076	\$587.25
06/28/2024	Remote Deposit	\$2,248.26

Electronic Debits

Date	Description	Amount
06/03/2024	CaIPERS UAL	\$10,978.84
06/04/2024	PGANDE WEB ONLINE 94153025060324	\$15,479.20
06/05/2024	OFCDEPOT ECHECK WEB PAY OfficeDepot	\$35.03
06/05/2024	MINER S ACE HARD 8054890158 M120470864428	\$512.41
06/05/2024	OFCDEPOT ECHECK WEB PAY OfficeDepot	\$579.29
06/05/2024	MINER S ACE HARD 8054890158 M120470893394	\$818.24
06/06/2024	THE MCCLATCHY CO 317201 305-740-8440	\$110.41
06/06/2024	LOS OSOS COMMUNI Coverall J 121102036	\$271.00
06/06/2024	ALLIED DELTA BILLPAY B2415568402724	\$782.47
06/06/2024	CARDMEMBER SERV WEB PYMT ***** 1514	\$7,427.50
06/07/2024	HUNTER SMITH ARC 8055443380	\$686.25
06/07/2024	HUNTER SMITH ARC 8055443380	\$4,272.50
06/10/2024	Transfer to interest account	\$300,000.00
06/12/2024	Payroll 06.14.24	\$50,208.63
06/14/2024	LOS OSOS COMMUNI SDRMA Work 121102036	\$53,934.45
06/14/2024	LOS OSOS COMMUNI SDRMA Prop 121102036	\$222,154.91
06/18/2024	EDI PYMNTS +Lincoln Nationa RMR* IV* 91000011217146283600ARDIS-PREM\	\$953.15
06/20/2024	Medical - July	\$5,355.99
06/20/2024	EDI PYMNTS Golden State Wat NTE* OBI* {"accountld":"XXXXXX0000"}\	\$352.91
06/20/2024	HUMANA, INC. INS PYMT 278135781001278	\$359.09
06/21/2024	Your Answering S Your Answe ST-P9S0X8G5V6B4	\$116.77
06/21/2024	EDI/ACH VISION SERVICE P RMR* IV* XXXXXX6598* * 196.89\	\$196.89
06/21/2024	LOS OSOS COMMUNI Optimizedl 121102036	\$884.16
06/24/2024	PGANDE WEB ONLINE 96028646062124	\$14,013.46
06/25/2024	06/28 Payroll	\$50,531.69
06/25/2024	WELLS FARGO BANK EFT DEBIT 000000015864673	\$427.94
06/26/2024	SO CAL GAS PAID SCGC 1735158010	\$14.79
06/26/2024	SO CAL GAS PAID SCGC 1494152227	\$60.16
06/26/2024	LOS OSOS COMMUNI SWCA191882 121102036	\$132.00
06/26/2024	LOS OSOS COMMUNI NBS GFG 121102036	\$3,098.41
06/27/2024	AFLAC COLUMBUS ACHPMT 80179676	\$354.44

Other Debits

Date	Description	Amount
06/10/2024	Analysis Charges May 2024	\$584.21
06/18/2024	ACH RETURN IAN CHARTRAND NSF	\$168.75
06/20/2024	ACH RETURN BENITO MARTINEZ NSF	\$179.00

Checks Cleared

Check Nbr	Date	Amount	Check Nbr	Date	Amount	Check Nbr	Date	Amount
32661	06/10/2024	\$3,400.00	32681*	06/10/2024	\$1,629.00	32693	06/13/2024	\$67.49
32665*	06/13/2024	\$56,540.10	32686*	06/06/2024	\$1,869.34	32694	06/18/2024	\$103.62
32669*	06/10/2024	\$47.46	32687	06/18/2024	\$35.00	32695	06/13/2024	\$43.75
32672*	06/03/2024	\$1,127.45	32688	06/04/2024	\$477.80	32696	06/12/2024	\$19,097.46
32673	06/03/2024	\$180.09	32689	06/06/2024	\$16,607.63	32697	06/12/2024	\$778.70
32677*	06/10/2024	\$1,050.00	32691*	06/04/2024	\$4,428.00	32698	06/10/2024	\$923.94
32679*	06/03/2024	\$290.66	32692	06/05/2024	\$5,000.00	32699	06/26/2024	\$200.00

PUBLIC CHECKING-XXXXXXXX (continued)
Checks Cleared (continued)

Check Nbr	Date	Amount	Check Nbr	Date	Amount	Check Nbr	Date	Amount
32700	06/24/2024	\$12,202.95	32705	06/21/2024	\$9,125.00	32710	06/25/2024	\$2,338.33
32701	06/17/2024	\$1,042.88	32706	06/24/2024	\$191.44	32711	06/28/2024	\$5,424.63
32702	06/18/2024	\$62.91	32707	06/27/2024	\$179.08	32712	06/25/2024	\$10,000.00
32704*	06/18/2024	\$540.00	32709*	06/28/2024	\$608.97	32713	06/26/2024	\$68.00

* Indicates skipped check number

Daily Balances

Date	Amount	Date	Amount	Date	Amount
06/03/2024	\$729,418.81	06/12/2024	\$356,127.21	06/24/2024	\$254,893.74
06/04/2024	\$711,364.60	06/13/2024	\$405,570.53	06/25/2024	\$196,909.81
06/05/2024	\$707,382.73	06/14/2024	\$214,864.75	06/26/2024	\$203,250.21
06/06/2024	\$698,856.66	06/17/2024	\$281,547.66	06/27/2024	\$203,758.10
06/07/2024	\$712,086.49	06/18/2024	\$286,783.42	06/28/2024	\$202,431.09
06/10/2024	\$414,875.12	06/20/2024	\$285,421.97		
06/11/2024	\$420,664.37	06/21/2024	\$275,784.22		




Overdraft and Returned Item Fees

	Total for this period	Total year-to-date
Total Overdraft Fees	\$0.00	\$0.00
Total Returned Item Fees	\$0.00	\$0.00

RETURN SERVICE REQUESTED

LOS OSOS COMMUNITY SERVICES DISTRICT
 PAYROLL ACCOUNT
 PO BOX 6064
 LOS OSOS CA 93412-6064

Managing Your Accounts

-  Client Services 800.797.6324
-  Online www.mechanicsbank.com
-  Mobile Download Our Mobile Apps

**Learn 10 ways to
 protect yourself
 against check fraud**

Go to MechanicsBank.com/Insights



Summary of Accounts

Account Type	Account Number	Ending Balance
PUBLIC CHECKING	XXXXXXXXXX	\$27,294.74

PUBLIC CHECKING-XXXXXXXXXX

Account Summary

Date	Description	Amount
06/01/2024	Beginning Balance	\$21,842.09
	4 Credit(s) This Period	\$117,075.15
	24 Debit(s) This Period	\$111,622.50
06/28/2024	Ending Balance	\$27,294.74

Electronic Credits

Date	Description	Amount
06/03/2024	CalPERS UAL	\$10,978.84
06/12/2024	Payroll 06.14.24	\$50,208.63
06/20/2024	Medical - July	\$5,355.99
06/25/2024	06/28 Payroll	\$50,531.69

Electronic Debits

Date	Description	Amount
06/03/2024	1900 CALPERS 100000017554370	\$2,438.18

PUBLIC CHECKING-XXXXXXXX (continued)
Electronic Debits (continued)

Date	Description	Amount
06/03/2024	3100 CALPERS 100000017508972	\$2,756.08
06/03/2024	3100 CALPERS 100000017508938	\$3,737.03
06/04/2024	1900 CALPERS 100000017557410	\$4,586.42
06/04/2024	1900 CALPERS 100000017557405	\$6,392.42
06/14/2024	EMPLOYMENT DEVEL EDD EFTPMT 968087904	\$2,097.93
06/14/2024	IRS USATAXPYMT 270456690484768	\$6,854.82
06/14/2024	LOS OSOS COMMUNI PAYROLL XXXXX2036	\$27,291.70
06/17/2024	1900 CALPERS 100000017572586	\$2,438.18
06/17/2024	3100 CALPERS 100000017539547	\$2,756.08
06/17/2024	3100 CALPERS 100000017539514	\$3,737.03
06/28/2024	EMPLOYMENT DEVEL EDD EFTPMT 914815328	\$2,236.60
06/28/2024	IRS USATAXPYMT 270458053701746	\$7,039.52
06/28/2024	LOS OSOS COMMUNI PAYROLL XXXXX2036	\$26,287.71

Checks Cleared

Check Nbr	Date	Amount	Check Nbr	Date	Amount	Check Nbr	Date	Amount
6057	06/21/2024	\$394.21	6069	06/06/2024	\$420.48	6074*	06/21/2024	\$420.48
6063*	06/06/2024	\$609.48	6070	06/20/2024	\$48.18	6078*	06/28/2024	\$2,203.39
6067*	06/03/2024	\$2,719.31	6071	06/17/2024	\$1,554.99			
6068	06/04/2024	\$220.39	6072	06/14/2024	\$2,381.89			

* Indicates skipped check number

Daily Balances

Date	Amount	Date	Amount	Date	Amount
06/03/2024	\$21,170.33	06/14/2024	\$20,523.43	06/25/2024	\$65,061.96
06/04/2024	\$9,971.10	06/17/2024	\$10,037.15	06/28/2024	\$27,294.74
06/06/2024	\$8,941.14	06/20/2024	\$15,344.96		
06/12/2024	\$59,149.77	06/21/2024	\$14,530.27		




Overdraft and Returned Item Fees

	Total for this period	Total year-to-date
Total Overdraft Fees	\$0.00	\$0.00
Total Returned Item Fees	\$0.00	\$0.00

RETURN SERVICE REQUESTED

LOS OSOS COMMUNITY SERVICES DISTRICT
 PO BOX 6064
 LOS OSOS CA 93412-6064

Managing Your Accounts

-  Client Services 800.797.6324
-  Online www.mechanicsbank.com
-  Mobile Download Our Mobile Apps

**Learn 10 ways to
 protect yourself
 against check fraud**

Go to MechanicsBank.com/Insights



The "Per Check Charge" defined on your statement represents a \$15 charge for each check that exceeds the six check limitation on your account. Refer to Mechanics Bank's Account Agreement for additional information.

Summary of Accounts

Account Type	Account Number	Ending Balance
PUBLIC MONEY MARKET		\$523,013.41

PUBLIC MONEY MARKET-XXXXXXXX

Account Summary

Date	Description	Amount
06/01/2024	Beginning Balance	\$321,362.68
	2 Credit(s) This Period	\$301,650.73
	1 Debit(s) This Period	\$100,000.00
06/28/2024	Ending Balance	\$523,013.41

Interest Summary

Description	Amount
Interest Earned From 06/01/2024 Through 06/28/2024	
Annual Percentage Yield Earned	4.70%
Interest Days	28
Interest Earned	\$1,650.73
Interest Paid This Period	\$1,650.73
Interest Paid Year-to-Date	\$7,437.65

Electronic Credits

Date	Description	Amount
06/10/2024	Transfer to interest account	\$300,000.00

PUBLIC MONEY MARKET-XXXXXXX(continued)

Other Credits

Date	Description	Amount
06/28/2024	INTEREST	\$1,650.73

Electronic Debits

Date	Description	Amount
06/13/2024	115896632 Online Transfer to XXXXXX4701 on 6/13/24 at 7:01	\$100,000.00

Daily Balances

Date	Amount	Date	Amount	Date	Amount
06/10/2024	\$621,362.68	06/13/2024	\$521,362.68	06/28/2024	\$523,013.41

Overdraft and Returned Item Fees

	Total for this period	Total year-to-date
Total Overdraft Fees	\$0.00	\$0.00
Total Returned Item Fees	\$0.00	\$0.00



Account Statement - Transaction Summary

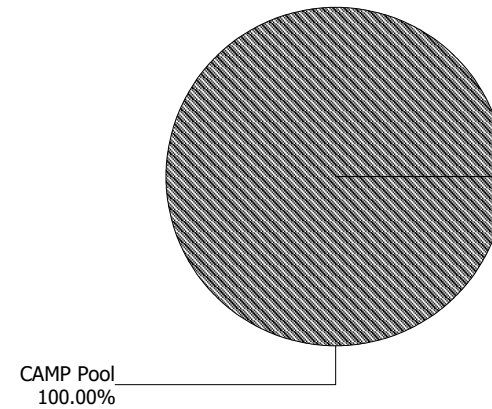
For the Month Ending **June 30, 2024**

Los Osos Community Services District - Los Osos Community Services District -

CAMP Pool	
Opening Market Value	1,305,867.43
Purchases	5,812.53
Redemptions	0.00
Unsettled Trades	0.00
Change in Value	0.00
Closing Market Value	\$1,311,679.96
Cash Dividends and Income	5,812.53

Asset Summary		
	June 30, 2024	May 31, 2024
CAMP Pool	1,311,679.96	1,305,867.43
Total	\$1,311,679.96	\$1,305,867.43

Asset Allocation	
CAMP Pool	100.00%





Account Statement

For the Month Ending **June 30, 2024**

Los Osos Community Services District - Los Osos Community Services District -

Trade Date	Settlement Date	Transaction Description	Share or Unit Price	Dollar Amount of Transaction	Total Shares Owned
CAMP Pool					
Opening Balance					1,305,867.43
06/28/24	07/01/24	Accrual Income Div Reinvestment - Distributions	1.00	5,812.53	1,311,679.96
Closing Balance					1,311,679.96

	Month of June	Fiscal YTD July-June
Opening Balance	1,305,867.43	0.00
Purchases	5,812.53	1,311,679.96
Redemptions (Excl. Checks)	0.00	0.00
Check Disbursements	0.00	0.00
Closing Balance	1,311,679.96	1,311,679.96
Cash Dividends and Income	5,812.53	61,679.96

Closing Balance	1,311,679.96
Average Monthly Balance	1,306,448.68
Monthly Distribution Yield	5.43%



000638746203772
 6122
 058129164- 2-N-06
 705402265-240628-5097--058129641- 06



Account Name: Los Osos Community Services District Limited Obligation Refunding Bonds Wastewater Assessment District No. 1
 (Reassessment and Refunding of 2019) Redemption Fund
 Account Number:

June 1, 2024 to June 30, 2024

MARKET VALUE DETAIL

	Current Period 06/01/24 to 06/30/24	Year-to-Date 01/01/24 to 06/30/24
Beginning Market Value	\$971,144.04	\$383,248.62
Receipts		
Cash Receipts	5,992.49	753,736.44
Total Receipts	\$5,992.49	\$753,736.44
Disbursements		
Cash Disbursements		-194,495.35
Total Disbursements	\$0.00	-\$194,495.35
Transfers		20,081.34
Asset Activity		
Taxable Dividends	3,756.99	15,972.40
Change in Accrued Income	168.56	2,518.63
Total Asset Activity	\$3,925.55	\$18,491.03
Net Change In Market Value	\$9,918.04	\$597,813.46
Ending Market Value	\$981,062.08	\$981,062.08



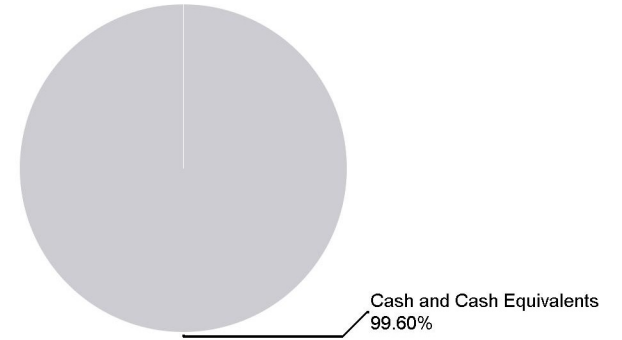
000638746203772
6122
058129164- 2-N-06
705402265-240628-5097--058129641- 06

Account Name: Los Osos Community Services District Limited Obligation Refunding Bonds Wastewater Assessment District No. 1
(Reassessment and Refunding of 2019) Redemption Fund
Account Number:

June 1, 2024 to June 30, 2024

ASSET SUMMARY

Assets	Current Period Market Value	% of Total	Estimated Annual Income
Cash and Cash Equivalents	977,136.53	99.60	47,940.48
Total Assets	\$977,136.53	99.60	\$47,940.48
Accrued Income	3,925.55	0.40	
Total Market Value	\$981,062.08	100.00	



Categories with a % of total less than 1% and Accrued Income amounts are suppressed from the Pie Chart



000638746203772
 6122
 058129164- 2-N-06
 705402265-240628-5097--058129641- 06

Account Name: Los Osos Community Services District Limited Obligation Refunding Bonds Wastewater Assessment District No. 1
 (Reassessment an

June 1, 2024 to June 30, 2024

CASH SUMMARY

	Income Cash	Principal Cash	Total Cash
Beginning Balance 06/01/24	\$0.00	\$0.00	\$0.00
Taxable Dividends	3,756.99		3,756.99
Cash Receipts		5,992.49	5,992.49
Transfers	-3,756.99	3,756.99	0.00
Net Money Market Activity		-9,749.48	-9,749.48
Ending Balance 06/30/24	\$0.00	\$0.00	\$0.00



000638746203772
6122
058129164- 2-N-06
705402265-240628-5097--058129641- 06

Account Name: Los Osos Community Services District Limited Obligation Refunding Bonds Wastewater Assessment District No. 1
(Reassessment and Refunding of 2019) Redemption Fund
Account Number:

June 1, 2024 to June 30, 2024

ASSET DETAIL

Security Description	Shares/Face Amt	Price	Market Value	Tax Cost/ Unit Cost	Unrealized Gain Loss	Percent of Total Portfolio	Estimated Annual Income	Estimated Current Yield	Accrued Income
Cash and Cash Equivalents									
U.S. Money Markets									
FIRST AMERICAN FUNDS INC SHS -Y-TREASURY OBLIGATIONS FUND 3801 31846V807; FOCXX									
	977,136.530	1.0000	977,136.53	977,136.53 1.00	0.00	99.60	47,940.48	4.91	3,925.55
Total U.S. Money Markets			\$977,136.53	\$977,136.53	\$0.00	99.60	\$47,940.48		\$3,925.55
Total Cash and Cash Equivalents			\$977,136.53	\$977,136.53	\$0.00	99.60	\$47,940.48		\$3,925.55
Total Assets			\$977,136.53	\$977,136.53	\$0.00	99.60	\$47,940.48		\$3,925.55
Accrued Income			\$3,925.55	\$3,925.55		0.40			
Grand Total			\$981,062.08	\$981,062.08		100.00			

Estimated Current Yield 4.91

ASSET DETAIL MESSAGES

Time of trade execution and trading party (if not disclosed) will be provided upon request.

When reliable third-party pricing cannot be obtained, assets are valued based on internal fair value methodologies. The values shown may not reflect actual market pricing to be realized upon a sale. While U.S. Bank believes its valuation methods are appropriate and consistent with those used by other market participants, the use of different methodologies could lead to a different measurement of fair value at reporting date.

Estimated Current Yield, Estimated Annual Income, and Accrued Income are estimates provided for informational purposes only and should not be relied on for making investment, trading, or tax decisions. The estimates may not represent the actual value earned by your investments and they provide no guarantee of what your investments may earn in the future.



000638746203772
6122
058129164- 2-N-06
705402265-240628-5097--058129641- 06

Account Name: Los Osos Community Services District Limited Obligation Refunding Bonds Wastewater Assessment District No. 1
(Reassessment and Refunding of 2019) Redemption Fund
Account Number:

June 1, 2024 to June 30, 2024

TRANSACTION DETAIL

Date	Activity	Description	Income Cash	Principal Cash	Tax Cost	Estimated Gain/Loss
Beginning Balance 06/01/2024			\$0.00	\$0.00	\$967,387.05	
06/03/2024	Asset Income	Daily Rate Income on FIRST AMERICAN FUNDS INC SHS -Y-TREASURY OBLIGATIONS FUND 3801 For Period of 05/01/24 to 05/31/24 Due on 06/03/24, Trade Date 06/03/24, Contractual Settlement Date 06/03/24, CUSIP 31846V807, TICKER FOCXX	3,756.99			
06/03/2024	Purchases	Purchase 3,756.99 Units of FIRST AMERICAN FUNDS INC SHS -Y-TREASURY OBLIGATIONS FUND 3801 @ \$1.00, Trade Date 06/03/24, Contractual Settlement Date 06/03/24, CUSIP 31846V807, TICKER FOCXX		-3,756.99	3,756.99	
06/04/2024	Transfers	Cash Transfer - Portfolio Transfer From Primary (Income) , 1	-3,756.99			
06/04/2024	Transfers	Cash Transfer - Portfolio Transfer To Primary (Capital) , 1		3,756.99		
06/11/2024	Cash Receipts	Cash Receipt - Addition to Account via Wire, WIRE RECEIVED FORM COUNTY OF SAN LUIS OBISPO FOR LOS OSOS CSD WW AD TCF FY24 MAY MONTH END BAL PAYMENT		5,992.49		
06/11/2024	Purchases	Purchase 5,992.49 Units of FIRST AMERICAN FUNDS INC SHS -Y-TREASURY OBLIGATIONS FUND 3801 @ \$1.00, Trade Date 06/11/24, Contractual Settlement Date 06/11/24, CUSIP 31846V807, TICKER FOCXX		-5,992.49	5,992.49	
Ending Balance 06/30/2024			\$0.00	\$0.00	\$977,136.53	\$0.00

TRANSACTION DETAIL MESSAGES

Estimates should not be used for tax purposes



000638746297707
8299
058129164- 2-N-06
705568050-240629-5106--058129641- 06

Account Name: Los Osos Community Services District Limited Obligation Refunding Bonds Wastewater Assessment District No. 1
(Reassessment and Refunding of 2019) Prepayment Fund
Account Number:

June 1, 2024 to June 30, 2024

MARKET VALUE DETAIL

	Current Period 06/01/24 to 06/30/24	Year-to-Date 01/01/24 to 06/30/24
Beginning Market Value	\$7,640.34	\$7,485.92
Asset Activity		
Taxable Dividends	31.67	185.84
Change in Accrued Income	-0.91	-0.66
Total Asset Activity	\$30.76	\$185.18
Net Change In Market Value	\$30.76	\$185.18
Ending Market Value	\$7,671.10	\$7,671.10



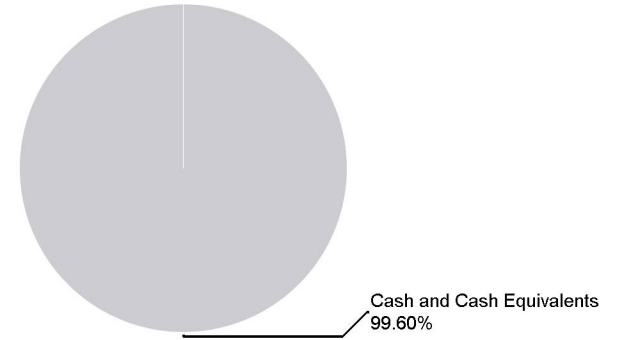
000638746297707
8299
058129164- 2-N-06
705568050-240629-5106--058129641- 06

Account Name: Los Osos Community Services District Limited Obligation Refunding Bonds Wastewater Assessment District No. 1
(Reassessment and Refunding of 2019) Prepayment Fund
Account Number:

June 1, 2024 to June 30, 2024

ASSET SUMMARY

Assets	Current Period Market Value	% of Total	Estimated Annual Income
Cash and Cash Equivalents	7,640.34	99.60	374.85
Total Assets	\$7,640.34	99.60	\$374.85
Accrued Income	30.76	0.40	
Total Market Value	\$7,671.10	100.00	



Categories with a % of total less than 1% and Accrued Income amounts are suppressed from the Pie Chart



000638746297707
 8299
 058129164- 2-N-06
 705568050-240629-5106--058129641- 06

Account Name: Los Osos Community Services District Limited Obligation Refunding Bonds Wastewater Assessment District No. 1
 (Reassessment and Refunding of 2019) Prepayment Fund
 Account Number:

June 1, 2024 to June 30, 2024

CASH SUMMARY

	Income Cash	Principal Cash	Total Cash
Beginning Balance 06/01/24	\$0.00	\$0.00	\$0.00
Taxable Dividends	31.67		31.67
Transfers	-31.67	31.67	0.00
Net Money Market Activity		-31.67	-31.67
Ending Balance 06/30/24	\$0.00	\$0.00	\$0.00



000638746297707
8299
058129164- 2-N-06
705568050-240629-5106--058129641- 06

Account Name: Los Osos Community Services District Limited Obligation Refunding Bonds Wastewater Assessment District No. 1
(Reassessment and Refunding of 2019) Prepayment Fund
Account Number:

June 1, 2024 to June 30, 2024

ASSET DETAIL

Security Description	Shares/Face Amt	Price	Market Value	Tax Cost/ Unit Cost	Unrealized Gain Loss	Percent of Total Portfolio	Estimated Annual Income	Estimated Current Yield	Accrued Income
Cash and Cash Equivalents									
U.S. Money Markets									
FIRST AMERICAN FUNDS INC SHS -Y-TREASURY OBLIGATIONS FUND 3801 31846V807; FOCXX	7,640.340	1.0000	7,640.34	7,640.34 1.00	0.00	99.60	374.85	4.91	30.76
Total U.S. Money Markets			\$7,640.34	\$7,640.34	\$0.00	99.60	\$374.85		\$30.76
Total Cash and Cash Equivalents			\$7,640.34	\$7,640.34	\$0.00	99.60	\$374.85		\$30.76
Total Assets			\$7,640.34	\$7,640.34	\$0.00	99.60	\$374.85		\$30.76
Accrued Income			\$30.76	\$30.76		0.40			
Grand Total			\$7,671.10	\$7,671.10		100.00			
Estimated Current Yield								4.91	

ASSET DETAIL MESSAGES

Time of trade execution and trading party (if not disclosed) will be provided upon request.

When reliable third-party pricing cannot be obtained, assets are valued based on internal fair value methodologies. The values shown may not reflect actual market pricing to be realized upon a sale. While U.S. Bank believes its valuation methods are appropriate and consistent with those used by other market participants, the use of different methodologies could lead to a different measurement of fair value at reporting date.

Estimated Current Yield, Estimated Annual Income, and Accrued Income are estimates provided for informational purposes only and should not be relied on for making investment, trading, or tax decisions. The estimates may not represent the actual value earned by your investments and they provide no guarantee of what your investments may earn in the future.



000638746297707
 8299
 058129164- 2-N-06
 705568050-240629-5106--058129641- 06

Account Name: Los Osos Community Services District Limited Obligation Refunding Bonds Wastewater Assessment District No. 1
 (Reassessment and Refunding of 2019) Prepayment Fund
 Account Number:

June 1, 2024 to June 30, 2024

TRANSACTION DETAIL

Date	Activity	Description	Income Cash	Principal Cash	Tax Cost	Estimated Gain/Loss
Beginning Balance 06/01/2024			\$0.00	\$0.00	\$7,608.67	
06/03/2024	Asset Income	Daily Rate Income on FIRST AMERICAN FUNDS INC SHS -Y-TREASURY OBLIGATIONS FUND 3801 For Period of 05/01/24 to 05/31/24 Due on 06/03/24, Trade Date 06/03/24, Contractual Settlement Date 06/03/24, CUSIP 31846V807, TICKER FOCXX	31.67			
06/03/2024	Purchases	Purchase 31.67 Units of FIRST AMERICAN FUNDS INC SHS -Y-TREASURY OBLIGATIONS FUND 3801 @ \$1.00, Trade Date 06/03/24, Contractual Settlement Date 06/03/24, CUSIP 31846V807, TICKER FOCXX		-31.67	31.67	
06/04/2024	Transfers	Cash Transfer - Portfolio Transfer From Primary (Income) , 1	-31.67			
06/04/2024	Transfers	Cash Transfer - Portfolio Transfer To Primary (Capital) , 1		31.67		
Ending Balance 06/30/2024			\$0.00	\$0.00	\$7,640.34	\$0.00

TRANSACTION DETAIL MESSAGES

Estimates should not be used for tax purposes



000638746297709
 8301
 058129164- 2-N-06
 705568063-240629-5106--058129641- 06

Account Name: Los Osos Community Services District Limited Obligation Refunding Bonds Wastewater Assessment District No. 1
 (Reassessment and Refunding of 2019) Reserve Fund
 Account Number:

June 1, 2024 to June 30, 2024

MARKET VALUE DETAIL

	Current Period 06/01/24 to 06/30/24	Year-to-Date 01/01/24 to 06/30/24
Beginning Market Value	\$1,032,017.81	\$1,044,452.85
Transfers		-20,081.34
Asset Activity		
Taxable Interest		11,235.69
Taxable Dividends	3.82	296.82
Change in Accrued Income	2,329.83	1,869.25
Long Term Gains/Losses		1,525.82
Change in Investment Value	4,033.27	-914.36
Total Asset Activity	\$6,366.92	\$14,013.22
Net Change In Market Value	\$6,366.92	-\$6,068.12
Ending Market Value	\$1,038,384.73	\$1,038,384.73



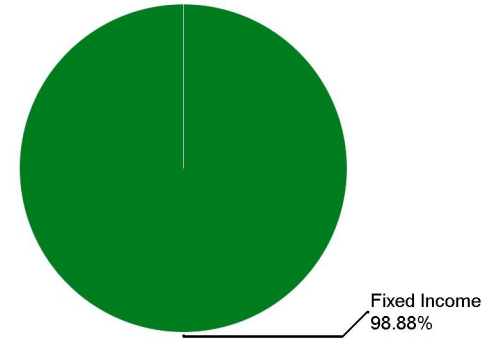
000638746297709
 8301
 058129164- 2-N-06
 705568063-240629-5106--058129641- 06

Account Name: Los Osos Community Services District Limited Obligation Refunding Bonds Wastewater Assessment District No. 1
 (Reassessment and Refunding of 2019) Reserve Fund
 Account Number:

June 1, 2024 to June 30, 2024

ASSET SUMMARY

Assets	Current Period Market Value	% of Total	Estimated Annual Income
Cash and Cash Equivalents	922.38	0.09	45.25
Fixed Income	1,026,751.91	98.88	28,392.50
Total Assets	\$1,027,674.29	98.97	\$28,437.75
Accrued Income	10,710.44	1.03	
Total Market Value	\$1,038,384.73	100.00	



Categories with a % of total less than 1% and Accrued Income amounts are suppressed from the Pie Chart



000638746297709
 8301
 058129164- 2-N-06
 705568063-240629-5106--058129641- 06

Account Name: Los Osos Community Services District Limited Obligation Refunding Bonds Wastewater Assessment District No. 1
 (Reassessment and Refunding of 2019) Reserve Fund
 Account Number:

June 1, 2024 to June 30, 2024

CASH SUMMARY

	Income Cash	Principal Cash	Total Cash
Beginning Balance 06/01/24	-\$150.40	\$150.40	\$0.00
Taxable Dividends	3.82		3.82
Net Money Market Activity		-3.82	-3.82
Ending Balance 06/30/24	-\$146.58	\$146.58	\$0.00



000638746297709
8301
058129164- 2-N-06
705568063-240629-5106--058129641- 06

Account Name: Los Osos Community Services District Limited Obligation Refunding Bonds Wastewater Assessment District No. 1
(Reassessment and Refunding of 2019) Reserve Fund
Account Number:

June 1, 2024 to June 30, 2024

ASSET DETAIL

Security Description

Shares/Face Amt	Price	Market Value	Tax Cost/ Unit Cost	Unrealized Gain Loss	Percent of Total Portfolio	Estimated Annual Income	Estimated Current Yield	Accrued Income
Cash and Cash Equivalents								
U.S. Money Markets								
FIRST AMERICAN FUNDS INC SHS -Y-TREASURY OBLIGATIONS FUND 3801 31846V807; FOCXX								
922.380	1.0000	922.38	922.38 1.00	0.00	0.09	45.25	4.91	3.71
Total U.S. Money Markets		\$922.38	\$922.38	\$0.00	0.09	\$45.25		\$3.71
Cash								
Principal Cash		146.58	146.58		0.01			
Income Cash		-146.58	-146.58		-0.01			
Total Cash		\$0.00	\$0.00	\$0.00	0.00	\$0.00		\$0.00
Total Cash and Cash Equivalents		\$922.38	\$922.38	\$0.00	0.09	\$45.25		\$3.71

Fixed Income

U.S. Government Obligations

U S TREASURY NOTE 3 % 31-JUL-2024
91282CFA4; BQ7Y9Q5
Standard & Poors Rating: N/A
Moody's Rating: N/A

111,000.000	99.8030	110,781.33	108,645.59 97.88	2,135.74	10.67	3,330.00	3.01	1,390.55
-------------	---------	------------	---------------------	----------	-------	----------	------	----------

U S TREASURY NOTE 1.125 % 15-JAN-2025
91282CDS7; BP82NF8
Standard & Poors Rating: N/A
Moody's Rating: Aaa

200,000.000	97.8000	195,600.00	194,670.40 97.34	929.60	18.84	2,250.00	1.15	1,038.46
-------------	---------	------------	---------------------	--------	-------	----------	------	----------



000638746297709
8301
058129164- 2-N-06
705568063-240629-5106--058129641- 06

Account Name: Los Osos Community Services District Limited Obligation Refunding Bonds Wastewater Assessment District No. 1
(Reassessment and Refunding of 2019) Reserve Fund
Account Number:

June 1, 2024 to June 30, 2024

ASSET DETAIL (continued)

Security Description	Shares/Face Amt	Price	Market Value	Tax Cost/ Unit Cost	Unrealized Gain Loss	Percent of Total Portfolio	Estimated Annual Income	Estimated Current Yield	Accrued Income
U S TREASURY NOTE 2.75 % 31-AUG-2025 9128284Z0; BG0MNF3 Standard & Poors Rating: N/A Moody's Rating: Aaa	125,000.000	97.4100	121,762.50	124,413.43 99.53	-2,650.93	11.73	3,437.50	2.82	1,148.95
U S TREASURY NOTE 1.625 % 15-FEB-2026 912828P46; BD2C0G0 Standard & Poors Rating: N/A Moody's Rating: Aaa	200,000.000	94.9880	189,976.00	198,344.60 99.17	-8,368.60	18.30	3,250.00	1.71	1,223.21
USA TREASURY NTS 4.125 % 15-FEB-2027 91282CKA8; BS2G197 Standard & Poors Rating: N/A Moody's Rating: Aaa	100,000.000	98.8520	98,852.00	99,490.93 99.49	-638.93	9.52	4,125.00	4.17	1,552.54
U S TREASURY NOTE 3.125 % 31-AUG-2027 91282CFH9; UST3127 Standard & Poors Rating: N/A Moody's Rating: Aaa	116,000.000	95.9380	111,288.08	111,459.94 96.09	-171.86	10.72	3,625.00	3.26	1,211.62
U S TREASURY NOTE 4.125 % 31-JUL-2028 91282CHQ7; UST0028A Standard & Poors Rating: N/A Moody's Rating: Aaa	100,000.000	98.9410	98,941.00	99,638.55 99.64	-697.55	9.53	4,125.00	4.17	1,713.12



000638746297709
8301
058129164- 2-N-06
705568063-240629-5106--058129641- 06

Account Name: Los Osos Community Services District Limited Obligation Refunding Bonds Wastewater Assessment District No. 1
(Reassessment and Refunding of 2019) Reserve Fund
Account Number:

June 1, 2024 to June 30, 2024

ASSET DETAIL (continued)

Security Description	Shares/Face Amt	Price	Market Value	Tax Cost/ Unit Cost	Unrealized Gain Loss	Percent of Total Portfolio	Estimated Annual Income	Estimated Current Yield	Accrued Income
USA TREASURY NTS 4.25 % 28-FEB-2029 91282CKD2; BMG7NM1 Standard & Poors Rating: N/A Moody's Rating: Aaa	100,000.000	99.5510	99,551.00	100,535.24 100.54	-984.24	9.59	4,250.00	4.27	1,428.28
Total U.S. Government Obligations			\$1,026,751.91	\$1,037,198.68	-\$10,446.77	98.88	\$28,392.50		\$10,706.73
Total Fixed Income			\$1,026,751.91	\$1,037,198.68	-\$10,446.77	98.88	\$28,392.50		\$10,706.73
Total Assets			\$1,027,674.29	\$1,038,121.06	-\$10,446.77	98.97	\$28,437.75		\$10,710.44
Accrued Income			\$10,710.44	\$10,710.44		1.03			
Grand Total			\$1,038,384.73	\$1,048,831.50		100.00			

Estimated Current Yield

2.77

ASSET DETAIL MESSAGES

Time of trade execution and trading party (if not disclosed) will be provided upon request.

When reliable third-party pricing cannot be obtained, assets are valued based on internal fair value methodologies. The values shown may not reflect actual market pricing to be realized upon a sale. While U.S. Bank believes its valuation methods are appropriate and consistent with those used by other market participants, the use of different methodologies could lead to a different measurement of fair value at reporting date.

Estimated Current Yield, Estimated Annual Income, and Accrued Income are estimates provided for informational purposes only and should not be relied on for making investment, trading, or tax decisions. The estimates may not represent the actual value earned by your investments and they provide no guarantee of what your investments may earn in the future.



000638746297709
8301
058129164- 2-N-06
705568063-240629-5106--058129641- 06

Account Name: Los Osos Community Services District Limited Obligation Refunding Bonds Wastewater Assessment District No. 1
(Reassessment and Refunding of 2019) Reserve Fund
Account Number:

June 1, 2024 to June 30, 2024

TRANSACTION DETAIL

Date	Activity	Description	Income Cash	Principal Cash	Tax Cost	Estimated Gain/Loss
Beginning Balance 06/01/2024			-\$150.40	\$150.40	\$1,038,117.24	
06/03/2024	Asset Income	Daily Rate Income on FIRST AMERICAN FUNDS INC SHS -Y-TREASURY OBLIGATIONS FUND 3801 For Period of 05/01/24 to 05/31/24 Due on 06/03/24, Trade Date 06/03/24, Contractual Settlement Date 06/03/24, CUSIP 31846V807, TICKER FOCXX	3.82			
06/03/2024	Purchases	Purchase 3.82 Units of FIRST AMERICAN FUNDS INC SHS -Y-TREASURY OBLIGATIONS FUND 3801 @ \$1.00, Trade Date 06/03/24, Contractual Settlement Date 06/03/24, CUSIP 31846V807, TICKER FOCXX		-3.82	3.82	
Ending Balance 06/30/2024			-\$146.58	\$146.58	\$1,038,121.06	\$0.00

TRANSACTION DETAIL MESSAGES

Estimates should not be used for tax purposes



000638746297709
 8301
 058129164- 2-N-06
 705568063-240629-5106--058129641- 06

Account Name: Los Osos Community Services District Limited Obligation Refunding Bonds Wastewater Assessment District No. 1
 (Reassessment and Refunding of 2019) Reserve Fund
 Account Number:

June 1, 2024 to June 30, 2024

BOND SUMMARY

	Par Value	Market Value	Percent of Category
SHORT-TERM MATURITY DETAIL			
31 to 60 Days			
U S TREASURY NOTE 3 % 31-JUL-2024	111,000.00	110,781.33	100.00
Total 31 to 60 Days	111,000.00	\$110,781.33	100.00
Total of Category	111,000.00	\$110,781.33	100.00
MATURITY SUMMARY			
2024	111,000.00	110,781.33	10.78
2025	325,000.00	317,362.50	30.91
2026	200,000.00	189,976.00	18.50
2027	216,000.00	210,140.08	20.47
2028	100,000.00	98,941.00	9.64
2029	100,000.00	99,551.00	9.70
Total of Category	1,052,000.00	\$1,026,751.91	100.00
MOODY'S RATING			
Aaa	941,000.00	915,970.58	89.21
N/A	111,000.00	110,781.33	10.79
Total of Category	1,052,000.00	\$1,026,751.91	100.00
S&P RATING			
N/A	1,052,000.00	1,026,751.91	100.00
Total of Category	1,052,000.00	\$1,026,751.91	100.00



000638746297709
8301
058129164- 2-N-06
705568063-240629-5106--058129641- 06

Account Name: Los Osos Community Services District Limited Obligation Refunding Bonds Wastewater Assessment District No. 1
(Reassessment and Refunding of 2019) Reserve Fund
Account Number:

June 1, 2024 to June 30, 2024

BOND SUMMARY MESSAGES

Data contained within this section excluded Mutual Funds, Exchange Traded Funds, and Closed-Ended Funds.