



July 31, 2023

TO: LOCSO Finance Advisory Committee

FROM: Ron Munds, General Manager
Adrienne Geidel, District Accountant

SUBJECT: Agenda Item 5 – 7/31/2023 FAC Meeting
Receive Quarterly Investment Report for Q2 2023

President
Charles L. Cesena

Vice President
Marshall E. Ochylski

Directors
Matthew D. Fourcroy
Troy C. Gatchell
Christine M. Womack

General Manager
Ron Munds

District Accountant
Robert Stilts, CPA

Unit Chief
John Owens

Battalion Chief
Paul Provence

Mailing Address:
P.O. Box 6064
Los Osos, CA 93412

Offices:
2122 9th Street, Suite 110
Los Osos, CA 93402

Phone: 805/528-9370
FAX: 805/528-9377

www.losososcsd.org

DESCRIPTION

This report includes our required quarterly investment report for calendar year Q2 2023.

STAFF RECOMMENDATION

Motion: I recommend to the Board that the Board receive and file the Quarterly Investment Report for the second quarter of 2023.

BACKGROUND

The District's Investment Policy requires the Finance Officer/Treasurer, which is the General Manager, to make quarterly investment reports to the Board as detailed further below and in the attachments.

Quarterly Report

Policy: Finance Officer/Treasurer shall file a quarterly report that identifies the District's investments and their compliance with the District's Investment Policy. The quarterly report must be filed with the District's auditor and considered by the District's Board of Directors within thirty (30) days after the end of each quarter (i.e., by May 1, August 1, November 1, and February 1) (California Government Code § 53646).

During Q2, the District started explore options to expand its investment portfolio to take advantage of the higher interest rates. When interest rates dipped in 2020 to record lows, the District's funds were in money market and checking accounts, earning very low rates, and LAIF the state's investment pool. In 2022, when interest rates began to slowly rise, the District purchased Treasury notes using the Wastewater Bond Reserve and Redemption funds. Since that time, the quarterly investment reports have reflected the activity associated with these investments plus the banking information for all the District's bank accounts.

After executing an agreement Optimized Investment Partners (Optimized) in June 2023, the District embarked on a completely new direction to optimize interest earnings on cash assets. At the end of June 2023, new accounts were established to move forward on new investment strategy. Working with Optimized, staff will be creating a

new format for the quarterly investment reports. The 2023 Q2 report will be transitional in nature and staff will work with the FAC and the Board to develop a format that is easy to read and understand. The following is a summary of the investment activity for the wastewater bond reserve funds for Q2, a summary of the District's cash and portfolio as of June 30, 2023 provide by Optimized and a review of the investment strategy that has been implemented, most of which occurred in early July.

As discussed, this report is a work in progress but complies with the District's Investment Policy by providing details associated with the investment activity previously described.

Q2 Quarterly Report – Wastewater Bond Reserve & Redemption Fund

- In the Wastewater Bond Reserve & Redemption Fund, the District holds Treasury Investments in US Bank as detailed in the attached "Detailed quarterly investment report second quarter of 2023."
- The District holds funds in checking, LAIF, and money market accounts as detailed in the attachments for each account. Pursuant to District policy, these funds require limited quarterly reporting of the most recent ending statements for the quarter. See attachment.

Compliance: The District's investments comply with the Investment Policy, California Government Code § 53646, and California Government Code § 16429.1.

Cash Flow: Based on our analysis, the District can meet cash flow requirements, including any pool expenditure requirements, for the next six months.

Recent Maturities

In the Wastewater Bond Reserve Fund, one US Treasury Bills, for \$100,000, matured on July 13, 2023. The Bill was held within our Wastewater Reserve Fund for legal reserve requirement purposes.

This investment resulted in \$2,358.75 in earnings. All earnings and income from these investments reduce future costs to taxpayers related to the wastewater debt.

The District plans to reinvest the funds from the maturing treasury bills. Staff will review cash flow needs of the funds, legal reserve requirements, and current interest rates to determine the appropriate allocation of reserves and investments.

Q2 Quarterly Report – For Funds Invested with Optimized Investment Partners

Attached is Optimized Investment Partners investment report. The report will give the total cash and investment portfolio book value (cost) held be the District as of June 30, 2023.

Attachments:

Optimized Investment Partners Report

Investment Report for the Quarter Ended June 30, 2023 – Optimized Investment Partners

Detailed quarterly investment report second quarter of 2023 – US Bank Wastewater Account

LAIF statement ending June 30, 2023

Mechanics Bank statements ending June 30, 2023

Pacific Premier statements ending June 30, 2023

US Bank statements ending June 30, 2023

August 3, 2023

TITLE

INVESTMENT REPORT FOR THE QUARTER ENDED JUNE 30, 2023

RECOMMENDED ACTION

Board receive the report.

SUMMARY

Transmitted herewith is the District's investment report for the quarter ended June 30, 2023. To meet the reporting requirements set forth in the California Government Code Sections 53600 et seq. and the Los Osos CSD Investment Policy and Guidelines, a separate report was distributed to the Board in July.

ENVIRONMENTAL REVIEW

The activity is not a "Project" as defined under Section 15378 of the California Environmental Quality Act State Guidelines; therefore, pursuant to State Guidelines Section 15060(c)(3) no environmental review is required.

BOARD/COMMISSION/COMMITTEE RECOMMENDATION

Not applicable.

DISCUSSION

The total cash and investment portfolio book value (cost) held by the District as of June 30, 2023 was \$7,000,492 and total cash and investments held by the trustees was \$1,942,968.

The cash and investments held by the District include the following components: Managed Investment Portfolio (7,000,492), State of CA Local Agency Investment Fund (\$10,865.80), California Asset Management Program (CAMP) Pooled Investment Fund (\$700,000), Cash/Time Deposits (\$542.33), and accrued interest on investment (\$7,090.17). Cash and investments held by the District and the trustees continue to be invested in accordance with the Government Code and the Council Investment Policy.

During the quarter, five investments totaling \$6,993,402.20 plus accrued interest of \$7,090.17 were purchased. Certificates of deposit totaling: \$0, Federal agency bonds/notes totaling: \$238,315.75 & U.S. Treasury bonds/notes/bills totaling: \$973,339.36. Pooled investments balances: California Asset Management Program (CAMP) balance was \$700,000 & State of CA Local Agency Investment Fund (LAIF) balance was \$10,865.80. U.S. Bank Money Market fund balance was \$2,241,492.37 & First American Money Market fund balance was \$3,540,254.72.

******The two money market fund balances were abnormally high due to the settlement dates of investments that were purchased on the last day of June. Due to investments being purchased on the last day of the month, the actual settlement date for 19 securities took place in July. As of July 14, the district had 24 total investments, broken down as follows: Certificates of deposit totaling: \$2,467,000,***

Federal agency bonds/notes totaling: \$988,041.98 & U.S. Treasury bonds/notes/bills totaling: \$3,539,369.90. Pooled investments balances: California Asset Management Program (CAMP) balance was \$700,000 & State of CA Local Agency Investment Fund (LAIF) balance was \$10,865.80.***

Two-year Treasuries yielding 4.06% at the beginning of the quarter ended higher at the end of the quarter at 4.87%, which was an increase of 81 basis points for the quarter.

As of June 30, 2023, the Weighted Yield to Maturity on the Managed Investment Portfolio was 4.21%.

At the end of this quarter, the Weighted Average Maturity of the Managed Investment Portfolio was 4.10 years.

The Federal Open Market Committee (FOMC) meets approximately every six weeks and determines the level of the Federal Funds Rate. At their May 3 meeting, the FOMC voted to increase the Federal Funds Rate by 0.25%, raising it to 5.25%. At the June 14 meeting, the FOMC voted to maintain the Federal Funds Rate target range at its current level of 5.25%.

Summary from the June 14th meeting:

“Recent indicators suggest that economic activity has continued to expand at a modest pace. Job gains have been robust in recent months, and the unemployment rate has remained low. Inflation remains elevated. The U.S. banking system is sound and resilient. Tighter credit conditions for households and businesses are likely to weigh on economic activity, hiring, and inflation. The extent of these effects remains uncertain. The Committee remains highly attentive to inflation risks. The Committee seeks to achieve maximum employment and inflation at the rate of 2 percent over the longer run. In support of these goals, the Committee decided to maintain the target range for the federal funds rate at 5 to 5-1/4 percent.”

Finance staff hired Optimized Investment Partners in June to help improve the investment returns for the District. Ongoing portfolio management activity will continue to be performed in partnership with Optimized Investment Partners, the District Manager and the Administrator Services Director.

DECISION-MAKER CONFLICT

Staff has reviewed the decision contemplated by this action and has determined that it is not site-specific and consequently, the real property holdings of the Board members do not create a disqualifying real property-related financial conflict of interest under the Political Reform Act (Cal. Gov’t Code § 87100, et seq.).

Staff is not independently aware, and has not been informed by any Board member, of any other fact that may constitute a basis for a decision-maker conflict of interest in this matter.

CURRENT-YEAR FISCAL IMPACT

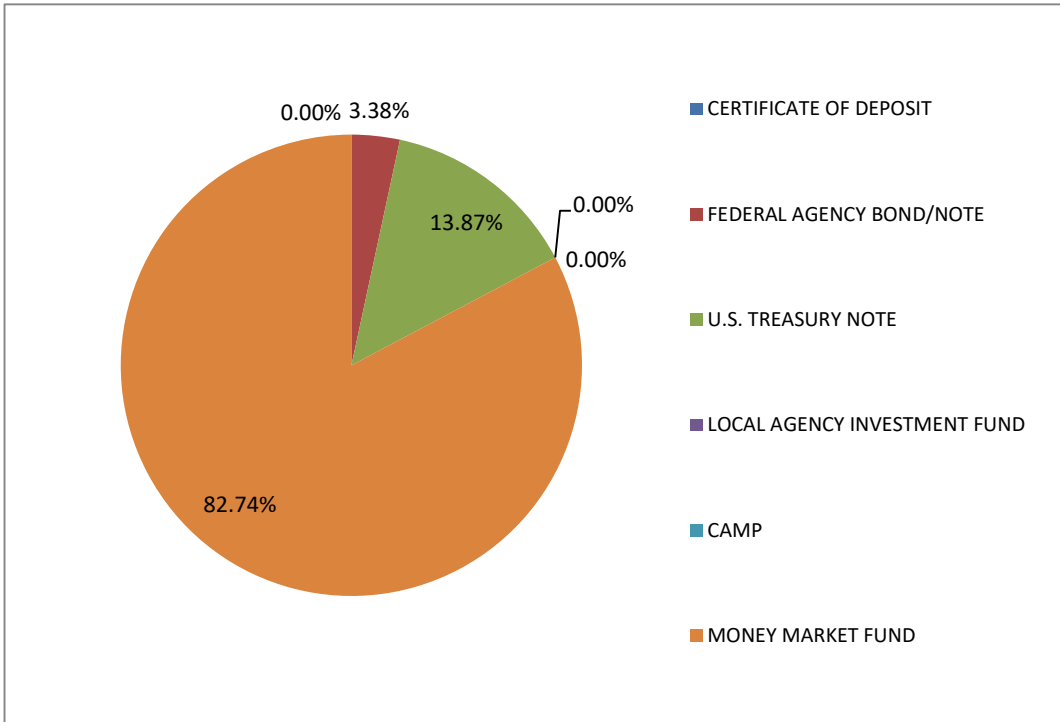
Considering the projected timing of cash receipts and disbursements and the structure of the Pooled Investment Portfolio, the District should be able to comfortably meet overall cash flow needs over the next six months. There is no direct fiscal impact by this action.

ONGOING FISCAL IMPACT

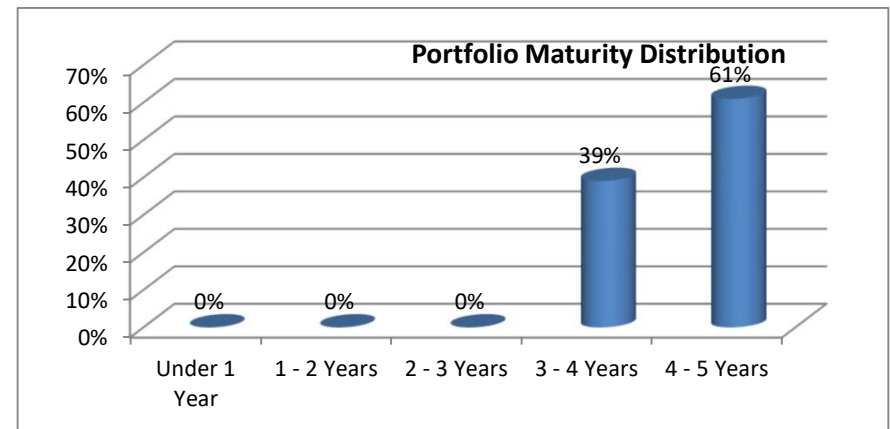
There is no ongoing fiscal impact by this action.

**Los Osos Community Services District
Investment Report for the Quarter Ended June 30, 2023**

Portfolio Summary and Key Statistics



Portfolio Key Statistics		
PAR Value	\$	7,061,747
Book Value (COST)	\$	6,993,402
Market Value	\$	6,987,439
Weighted Average Maturity (in years)		4.10
Weighted Yield to Maturity		4.21%



Excludes Pooled Investments and U.S. Bank Custodial Cash Account

U.S. Treasury Yields - Quarterly Comparison

Maturity	June 2023	March 2023	Change
3-Month	5.43%	4.85%	0.58%
1-Year	5.40%	4.64%	0.76%
2-Year	4.87%	4.06%	0.81%
3-Year	4.49%	3.81%	0.68%
5-Year	4.13%	3.60%	0.53%
10-Year	3.81%	3.48%	0.33%

2-Year U.S. Treasury Yield - Historical Data

June 2023	June 2022	June 2021	June 2020
4.87%	2.92%	0.25%	0.16%

Portfolio Maturity	PAR Maturing	% Maturing
Under 1 Year	\$ -	0%
1 - 2 Years	\$ -	0%
2 - 3 Years	\$ -	0%
3 - 4 Years	\$ 500,000	39%
4 - 5 Years	\$ 780,000	61%
Total	\$ 1,280,000	100%

Requirements District Policy and State Code

- Table 1. Type of Investment
- Table 2. Institution/issuer
- Table 3. Date of Maturity (if applicable)
- Table 4. Amount of deposit or cost of the security, including par and dollar amount invested on all securities, investments, and moneys held by the District
- Table 5. Current market value of securities, with identification of the source of the valuation, for all securities held by the District as well as securities under the management of any outside party that is not also a local agency or the State of California Local Agency Investment Fund
- Table 6. Rate of Interest
- Staff Report 7. Statement of compliance with the Statement of Investment Policy or the manner in which the portfolio is not in compliance
- Staff Report 8. Statement of the District's ability to meet cash flow requirements, including any pool expenditure requirements, for the next six months, or an explanation as to why sufficient money may not be available
- Table 9. Accrued Interest (if applicable)
- Table 10. Description of any of the District's funds, investments, or programs that are under the management of contracted parties, including lending programs

Fund	Type of Investment	Issuer	Rating	Purchase Date	Cost at Purchase	Date of Maturity	Par Amount (Returned at maturity)	Current market value of securities (on July 21, 2023)	Rate of Interest	Description of any of the District's funds used	Total Expected Income and Gains at Maturity
Wastewater Reserve	U S TREASURY NOTE	U.S. Department of the Treasury	AAA (Moody's)	5/18/2022	99,482.79	11/30/2023	100,000.00	98,828.00	2.13%	Funds held in required amounts for the repayment of wastewater bonds. District intends to hold all Bills and Notes until maturity. Annual property tax receipts pay annual debt service on bonds.	2,718.10
Wastewater Reserve	U S TREASURY NOTE	U.S. Department of the Treasury	AAA (Moody's)	3/17/2022	198,474.18	02/29/2024	200,000.00	195,304.00	1.50%		7,379.08
Wastewater Reserve	U S TREASURY NOTE	U.S. Department of the Treasury	AAA (Moody's)	3/17/2022	194,670.40	01/15/2025	200,000.00	188,626.00	1.13%		11,694.24
Wastewater Reserve	U S TREASURY NOTE	U.S. Department of the Treasury	AAA (Moody's)	5/18/2022	124,413.43	08/31/2025	125,000.00	119,931.25	2.75%		11,879.88
Wastewater Reserve	U S TREASURY NOTE	U.S. Department of the Treasury	AAA (Moody's)	2/10/2022	198,344.60	02/15/2026	200,000.00	185,782.00	1.63%		14,690.73
Wastewater Redemption	U S TREASURY NOTE	U.S. Department of the Treasury	AAA (Moody's)	1/9/2023	177,990.24	08/31/2023	180,000.00	179,481.60	2.75%		5,168.46
Wastewater Reserve	U S TREASURY NOTE	U.S. Department of the Treasury	n/a	1/9/2023	108,645.59	07/31/2024	111,000.00	108,411.48	3.00%		7,548.49
Wastewater Redemption	U S TREASURY BILL	U.S. Department of the Treasury	n/a	3/2/2023	364,924.27	08/31/2023	374,000.00	371,767.22	Zero coupon Treasury Bill		9,075.73
TOTAL:					\$ 1,466,945.50		\$ 1,490,000.00	\$ 1,448,131.55			



ACCOUNT NUMBER:
LOS OSOS COMMUNITY SERVICES DISTRICT
LIMITED OBLIGATION REFUNDING BONDS
WASTEWATER ASSESSMENT DISTRICT NO. 1
(REASSESSMENT AND REFUNDING OF 2019)
REDEMPTION FUND

This statement is for the period from
June 1, 2023 to June 30, 2023

000005353 03 SP 000638507611905 S

LOS OSOS COMMUNITY SERVICES DISTRICT
2122 9TH ST STE 110
LOS OSOS CA 93402

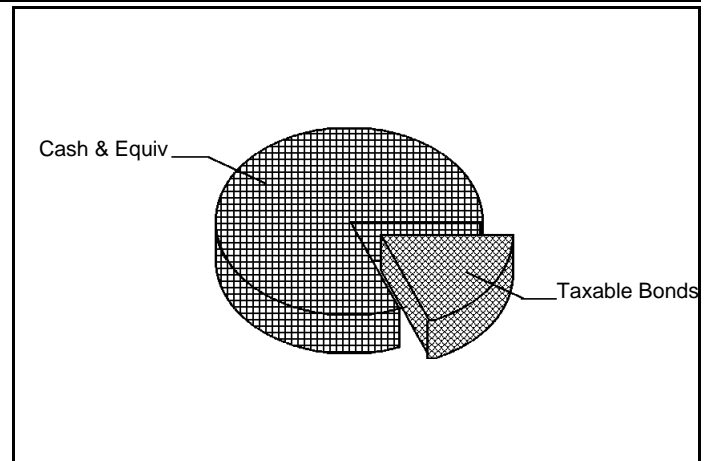
QUESTIONS?

If you have any questions regarding
your account or this statement, please
contact your Account Manager.

JOHN W AXT
LM-CA-T24T
633 WEST FIFTH STREET
24TH FLOOR
LOS ANGELES, CA 90071
Phone 213-247-1069
E-mail john.axt@usbank.com

ASSET SUMMARY AS OF 06/30/23

Assets	Current Period Market Value	% of Total	Est Annual Income
Cash & Equivalents	741,281.68	80.40	19,648.67
Taxable Bonds	179,262.00	19.40	4,950.00
Accrued Income	1,657.50	.20	.00
Total Market Value	\$922,201.18	100.00	\$24,598.67



ASSET DETAIL

Shares or Face Amount	Security Description	Market Value/ Price	Tax Cost/ Unrealized Gain(Loss)	Yield at Market	Est Annual Inc/ Accrued Inc
Cash & Equivalents					
Cash/Money Market					
374,000.000	U S Treasury Bill 08/31/2023 912796Z51 Standard & Poors Rating: N/A Moody's Rating: N/A	370,835.96 99.1540	364,924.27 5,911.69	5.29	19,611.63 0.00
370,445.720	US Bank Gcts0205 8AMMF0BR1	370,445.72 1.0000	370,445.72 0.00	0.01	37.04 3.02



ACCOUNT NUMBER:
 LOS OSOS COMMUNITY SERVICES DISTRICT
 LIMITED OBLIGATION REFUNDING BONDS
 WASTEWATER ASSESSMENT DISTRICT NO. 1
 (REASSESSMENT AND REFUNDING OF 2019)
 REDEMPTION FUND

This statement is for the period from
 June 1, 2023 to June 30, 2023

ASSET DETAIL (continued)

Shares or Face Amount	Security Description	Market Value/ Price	Tax Cost/ Unrealized Gain(Loss)	Yield at Market	Est Annual Inc/ Accrued Inc
Total Cash/Money Market		\$741,281.68	\$735,369.99 \$5,911.69		\$19,648.67 \$3.02
Total Cash & Equivalents		\$741,281.68	\$735,369.99 \$5,911.69		\$19,648.67 \$3.02
Taxable Bonds					
US Government Issues					
180,000.000	U S Treasury Note 2.750 08/31/2023 9128284X5 Standard & Poors Rating: N/A Moody's Rating: Aaa	179,262.00 99.5900	177,990.24 1,271.76	2.76	4,950.00 1,654.48
Total US Government Issues		\$179,262.00	\$177,990.24 \$1,271.76		\$4,950.00 \$1,654.48
Total Taxable Bonds		\$179,262.00	\$177,990.24 \$1,271.76		\$4,950.00 \$1,654.48
Total Assets		\$920,543.68	\$913,360.23 \$7,183.45		\$24,598.67 \$1,657.50
Accrued Income		\$1,657.50	\$1,657.50		
Grand Total		\$922,201.18	\$915,017.73		

ASSET DETAIL MESSAGES

Time of trade execution and trading party (if not disclosed) will be provided upon request.

Publicly traded assets are valued in accordance with market quotations or valuation methodologies from financial industry services believed by us to be reliable. Assets that are not publicly traded may be reflected at values from other external sources. Assets for which a current value is not available may be reflected at a previous value or as not valued, at par value, or at a nominal value. Values shown do not necessarily reflect prices at which assets could be bought or sold. Values are updated based on internal policy and may be updated less frequently than statement generation.

Yield at Market, Estimated Annual Income, and Accrued Income are estimates provided for informational purposes only and should not be relied on for making investment, trading, or tax decisions. The estimates may not represent the actual value earned by your investments and they provide no guarantee of what your investments may earn in the future.

For further information, please contact your account manager or relationship manager.





ACCOUNT NUMBER:
LOS OSOS COMMUNITY SERVICES DISTRICT
LIMITED OBLIGATION REFUNDING BONDS
WASTEWATER ASSESSMENT DISTRICT NO. 1
(REASSESSMENT AND REFUNDING OF 2019)
REDEMPTION FUND

This statement is for the period from
June 1, 2023 to June 30, 2023

MARKET VALUE SUMMARY

	Current Period 06/01/23 to 06/30/23	Year-to-Date 01/01/23 to 06/30/23
Beginning Market Value	\$900,003.40	\$366,535.78
Taxable Interest	2.39	1,793.70
Paid To/For Beneficiaries		- 186,312.50
Cash Receipts	19,587.15	731,345.79
Change in Investment Value	2,204.08	7,183.45
Change in Accrued Income	404.16	1,654.96
Ending Market Value	\$922,201.18	\$922,201.18



ACCOUNT NUMBER:
LOS OSOS COMMUNITY SERVICES DISTRICT
LIMITED OBLIGATION REFUNDING BONDS
WASTEWATER ASSESSMENT DISTRICT NO. 1
(REASSESSMENT AND REFUNDING OF 2019)
REDEMPTION FUND

This statement is for the period from
June 1, 2023 to June 30, 2023

CASH SUMMARY

	Income Cash	Principal Cash	Total Cash
Beginning Cash 06/01/2023	\$.00	\$.00	\$.00
Taxable Interest	2.39		2.39
Cash Receipts		19,587.15	19,587.15
Transfers	- 2.39	2.39	
Net Money Market Activity		- 19,589.54	- 19,589.54
Ending Cash 06/30/2023	\$0.00	\$0.00	\$0.00





ACCOUNT NUMBER:
 LOS OSOS COMMUNITY SERVICES DISTRICT
 LIMITED OBLIGATION REFUNDING BONDS
 WASTEWATER ASSESSMENT DISTRICT NO. 1
 (REASSESSMENT AND REFUNDING OF 2019)
 REDEMPTION FUND

This statement is for the period from
 June 1, 2023 to June 30, 2023

TRANSACTION DETAIL

Date Posted	Description	Income Cash	Principal Cash	Tax Cost
	Beginning Balance 06/01/2023	\$0.00	\$0.00	\$893,770.69
06/01/23	Interest Earned On US Bank Gcts0205 Interest From 5/1/23 To 5/31/23 8AMMF0BR1	2.39		
06/02/23	Cash Disbursement Transfer To Principal 1	- 2.39		
06/02/23	Cash Receipt Transfer From Income 1		2.39	
06/02/23	Purchased 2.39 Units Of US Bank Gcts0205 Trade Date 6/2/23 8AMMF0BR1		- 2.39	2.39
06/06/23	Cash Receipt Receipt Of Funds Fed Ref #0 US Bank California Obi=los Osos CSD Ww Ad Tcf Fy23 278125000 May Mont H-End Balance Payments Bnf=usbank Ct Wire Clrg Att Bxyn1		19,587.15	
06/06/23	Purchased 19,587.15 Units Of US Bank Gcts0205 Trade Date 6/6/23 8AMMF0BR1		- 19,587.15	19,587.15
	Ending Balance 06/30/2023	\$0.00	\$0.00	\$913,360.23



ACCOUNT NUMBER:
LOS OSOS COMMUNITY SERVICES DISTRICT
LIMITED OBLIGATION REFUNDING BONDS
WASTEWATER ASSESSMENT DISTRICT NO. 1
(REASSESSMENT AND REFUNDING OF 2019)
REDEMPTION FUND

This statement is for the period from
June 1, 2023 to June 30, 2023

BOND SUMMARY

	Par Value	Market Value	% of Category
MATURITY			
2023	180,000.00	179,262.00	100.00
Total of Category	\$180,000.00	\$179,262.00	100.00
MOODY'S RATING			
Aaa	180,000.00	179,262.00	100.00
Total of Category	\$180,000.00	\$179,262.00	100.00
S&P RATING			
N/A	180,000.00	179,262.00	100.00
Total of Category	\$180,000.00	\$179,262.00	100.00

BOND SUMMARY MESSAGES

Data contained within this section excluded Mutual Funds, Exchange Traded Funds, and Closed-Ended Funds.





ACCOUNT NUMBER:
LOS OSOS COMMUNITY SERVICES DISTRICT
LIMITED OBLIGATION REFUNDING BONDS
WASTEWATER ASSESSMENT DISTRICT NO. 1
(REASSESSMENT AND REFUNDING OF 2019)
PREPAYMENT FUND

This statement is for the period from
June 1, 2023 to June 30, 2023

000005354 02 SP 000638507611906 S

LOS OSOS COMMUNITY SERVICES DISTRICT
2122 9TH ST STE 110
LOS OSOS CA 93402

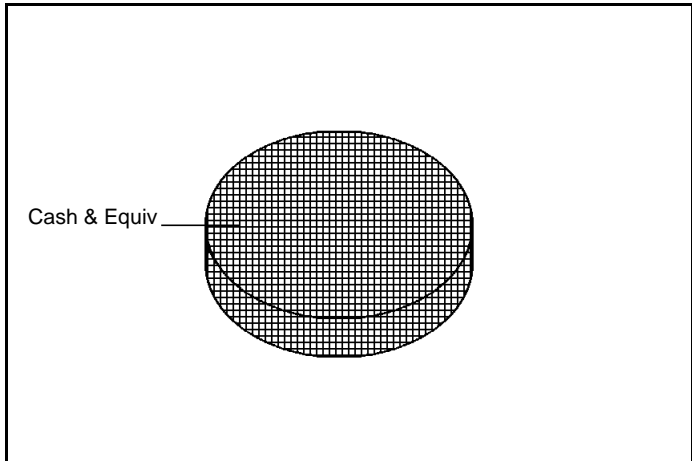
QUESTIONS?

If you have any questions regarding
your account or this statement, please
contact your Account Manager.

JOHN W AXT
LM-CA-T24T
633 WEST FIFTH STREET
24TH FLOOR
LOS ANGELES, CA 90071
Phone 213-247-1069
E-mail john.axt@usbank.com

ASSET SUMMARY AS OF 06/30/23

Assets	Current Period Market Value	% of Total	Est Annual Income
Cash & Equivalents	7,320.71	100.00	.73
Accrued Income	0.06	.00	.00
Total Market Value	\$7,320.77	100.00	\$.73



ASSET DETAIL

Shares or Face Amount	Security Description	Market Value/ Price	Tax Cost/ Unrealized Gain(Loss)	Yield at Market	Est Annual Inc/ Accrued Inc
Cash & Equivalents					
Cash/Money Market					
7,320.710	US Bank Gcts0205 8AMMF0BR1	7,320.71 1.0000	7,320.71 0.00	0.01	0.73 0.06
Total Cash/Money Market		\$7,320.71	\$7,320.71 \$.00		\$0.73 \$0.06
Total Cash & Equivalents		\$7,320.71	\$7,320.71 \$.00		\$0.73 \$0.06



ACCOUNT NUMBER:
LOS OSOS COMMUNITY SERVICES DISTRICT
LIMITED OBLIGATION REFUNDING BONDS
WASTEWATER ASSESSMENT DISTRICT NO. 1
(REASSESSMENT AND REFUNDING OF 2019)
PREPAYMENT FUND

This statement is for the period from
 June 1, 2023 to June 30, 2023

ASSET DETAIL (continued)

Shares or Face Amount	Security Description	Market Value/ Price	Tax Cost/ Unrealized Gain(Loss)	Yield at Market	Est Annual Inc/ Accrued Inc
Total Assets		\$7,320.71	\$7,320.71 \$.00		\$0.73 \$0.06
Accrued Income		\$0.06	\$0.06		
Grand Total		\$7,320.77	\$7,320.77		

ASSET DETAIL MESSAGES

Time of trade execution and trading party (if not disclosed) will be provided upon request.

Publicly traded assets are valued in accordance with market quotations or valuation methodologies from financial industry services believed by us to be reliable. Assets that are not publicly traded may be reflected at values from other external sources. Assets for which a current value is not available may be reflected at a previous value or as not valued, at par value, or at a nominal value. Values shown do not necessarily reflect prices at which assets could be bought or sold. Values are updated based on internal policy and may be updated less frequently than statement generation.

Yield at Market, Estimated Annual Income, and Accrued Income are estimates provided for informational purposes only and should not be relied on for making investment, trading, or tax decisions. The estimates may not represent the actual value earned by your investments and they provide no guarantee of what your investments may earn in the future.

For further information, please contact your account manager or relationship manager.





ACCOUNT NUMBER:
LOS OSOS COMMUNITY SERVICES DISTRICT
LIMITED OBLIGATION REFUNDING BONDS
WASTEWATER ASSESSMENT DISTRICT NO. 1
(REASSESSMENT AND REFUNDING OF 2019)
PREPAYMENT FUND

This statement is for the period from
June 1, 2023 to June 30, 2023

MARKET VALUE SUMMARY

	Current Period 06/01/23 to 06/30/23	Year-to-Date 01/01/23 to 06/30/23
Beginning Market Value	\$7,320.71	\$7,320.41
Taxable Interest	0.06	0.36
Ending Market Value	\$7,320.77	\$7,320.77



ACCOUNT NUMBER:
LOS OSOS COMMUNITY SERVICES DISTRICT
LIMITED OBLIGATION REFUNDING BONDS
WASTEWATER ASSESSMENT DISTRICT NO. 1
(REASSESSMENT AND REFUNDING OF 2019)
PREPAYMENT FUND

This statement is for the period from
June 1, 2023 to June 30, 2023

CASH SUMMARY

	Income Cash	Principal Cash	Total Cash
Beginning Cash 06/01/2023	\$0.00	\$0.00	\$0.00
Taxable Interest	0.06		0.06
Transfers	- 0.06	0.06	
Net Money Market Activity		- 0.06	- 0.06
Ending Cash 06/30/2023	\$0.00	\$0.00	\$0.00





ACCOUNT NUMBER:
LOS OSOS COMMUNITY SERVICES DISTRICT
LIMITED OBLIGATION REFUNDING BONDS
WASTEWATER ASSESSMENT DISTRICT NO. 1
(REASSESSMENT AND REFUNDING OF 2019)
PREPAYMENT FUND

This statement is for the period from
June 1, 2023 to June 30, 2023

TRANSACTION DETAIL

Date Posted	Description	Income Cash	Principal Cash	Tax Cost
	Beginning Balance 06/01/2023	\$0.00	\$0.00	\$7,320.65
06/01/23	Interest Earned On US Bank Gcts0205 Interest From 5/1/23 To 5/31/23 8AMMF0BR1	0.06		
06/02/23	Cash Disbursement Transfer To Principal 1	- 0.06		
06/02/23	Cash Receipt Transfer From Income 1		0.06	
06/02/23	Purchased 0.06 Units Of US Bank Gcts0205 Trade Date 6/2/23 8AMMF0BR1		- 0.06	0.06
	Ending Balance 06/30/2023	\$0.00	\$0.00	\$7,320.71



ACCOUNT NUMBER:
LOS OSOS COMMUNITY SERVICES DISTRICT
LIMITED OBLIGATION REFUNDING BONDS
WASTEWATER ASSESSMENT DISTRICT NO. 1
(REASSESSMENT AND REFUNDING OF 2019)
RESERVE FUND

This statement is for the period from
June 1, 2023 to June 30, 2023

000005355 03 SP 000638507611907 S

LOS OSOS COMMUNITY SERVICES DISTRICT
2122 9TH ST STE 110
LOS OSOS CA 93402

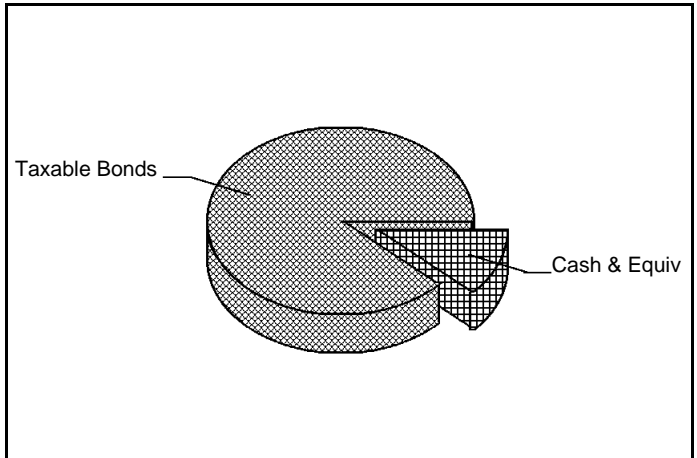
QUESTIONS?

If you have any questions regarding
your account or this statement, please
contact your Account Manager.

JOHN W AXT
LM-CA-T24T
633 WEST FIFTH STREET
24TH FLOOR
LOS ANGELES, CA 90071
Phone 213-247-1069
E-mail john.axt@usbank.com

ASSET SUMMARY AS OF 06/30/23

Assets	Current Period Market Value	% of Total	Est Annual Income
Cash & Equivalents	112,573.79	11.10	5,053.77
Taxable Bonds	894,892.40	88.30	17,392.50
Accrued Income	5,979.76	.60	.00
Total Market Value	\$1,013,445.95	100.00	\$22,446.27



ASSET DETAIL

Shares or Face Amount	Security Description	Market Value/ Price	Tax Cost/ Unrealized Gain(Loss)	Yield at Market	Est Annual Inc/ Accrued Inc
Cash & Equivalents					
Cash/Money Market					
100,000.000	U S Treasury Bill 07/13/2023 912796XQ7 Standard & Poors Rating: N/A Moody's Rating: N/A	99,861.00 99.8610	97,641.25 2,219.75	5.06	5,052.50 0.00
12,712.790	US Bank Gcts0205 8AMMF0BR1	12,712.79 1.0000	12,712.79 0.00	0.01	1.27 0.10



ACCOUNT NUMBER:
 LOS OSOS COMMUNITY SERVICES DISTRICT
 LIMITED OBLIGATION REFUNDING BONDS
 WASTEWATER ASSESSMENT DISTRICT NO. 1
 (REASSESSMENT AND REFUNDING OF 2019)
 RESERVE FUND

This statement is for the period from
 June 1, 2023 to June 30, 2023

ASSET DETAIL (continued)

Shares or Face Amount	Security Description	Market Value/ Price	Tax Cost/ Unrealized Gain(Loss)	Yield at Market	Est Annual Inc/ Accrued Inc
Total Cash/Money Market		\$112,573.79	\$110,354.04 \$2,219.75		\$5,053.77 \$0.10
Total Cash & Equivalents		\$112,573.79	\$110,354.04 \$2,219.75		\$5,053.77 \$0.10
Taxable Bonds					
US Government Issues					
200,000.000	U S Treasury Note 01/15/2025 91282CDS7 Standard & Poors Rating: N/A Moody's Rating: Aaa	188,078.00 94.0390	194,670.40 - 6,592.40	1.20	2,250.00 1,037.98
200,000.000	U S Treasury Note 1.500 02/29/2024 91282CEA5 Standard & Poors Rating: N/A Moody's Rating: Aaa	194,860.00 97.4300	198,474.18 - 3,614.18	1.54	3,000.00 1,002.72
200,000.000	U S Treasury Note 1.625 02/15/2026 912828P46 Standard & Poors Rating: N/A Moody's Rating: Aaa	185,344.00 92.6720	198,344.60 - 13,000.60	1.75	3,250.00 1,220.99
100,000.000	U S Treasury Note 2.125 11/30/2023 912828U57 Standard & Poors Rating: N/A Moody's Rating: Aaa	98,688.00 98.6880	99,482.79 - 794.79	2.15	2,125.00 179.99
125,000.000	U S Treasury Note 2.750 08/31/2025 9128284Z0 Standard & Poors Rating: N/A Moody's Rating: Aaa	119,736.25 95.7890	124,413.43 - 4,677.18	2.87	3,437.50 1,148.95
111,000.000	U S Treasury Note 3.000 07/31/2024 91282CFA4 Standard & Poors Rating: N/A Moody's Rating: N/A	108,186.15 97.4650	108,645.59 - 459.44	3.08	3,330.00 1,389.03
Total US Government Issues		\$894,892.40	\$924,030.99 - \$29,138.59		\$17,392.50 \$5,979.66
Total Taxable Bonds		\$894,892.40	\$924,030.99 - \$29,138.59		\$17,392.50 \$5,979.66
Total Assets		\$1,007,466.19	\$1,034,385.03 - \$26,918.84		\$22,446.27 \$5,979.76
Accrued Income		\$5,979.76	\$5,979.76		
Grand Total		\$1,013,445.95	\$1,040,364.79		





**ACCOUNT NUMBER:
LOS OSOS COMMUNITY SERVICES DISTRICT
LIMITED OBLIGATION REFUNDING BONDS
WASTEWATER ASSESSMENT DISTRICT NO. 1
(REASSESSMENT AND REFUNDING OF 2019)
RESERVE FUND**

This statement is for the period from
June 1, 2023 to June 30, 2023

ASSET DETAIL MESSAGES

Time of trade execution and trading party (if not disclosed) will be provided upon request.

Publicly traded assets are valued in accordance with market quotations or valuation methodologies from financial industry services believed by us to be reliable. Assets that are not publicly traded may be reflected at values from other external sources. Assets for which a current value is not available may be reflected at a previous value or as not valued, at par value, or at a nominal value. Values shown do not necessarily reflect prices at which assets could be bought or sold. Values are updated based on internal policy and may be updated less frequently than statement generation.

Yield at Market, Estimated Annual Income, and Accrued Income are estimates provided for informational purposes only and should not be relied on for making investment, trading, or tax decisions. The estimates may not represent the actual value earned by your investments and they provide no guarantee of what your investments may earn in the future.

For further information, please contact your account manager or relationship manager.



ACCOUNT NUMBER:
LOS OSOS COMMUNITY SERVICES DISTRICT
LIMITED OBLIGATION REFUNDING BONDS
WASTEWATER ASSESSMENT DISTRICT NO. 1
(REASSESSMENT AND REFUNDING OF 2019)
RESERVE FUND

This statement is for the period from
June 1, 2023 to June 30, 2023

MARKET VALUE SUMMARY

	Current Period 06/01/23 to 06/30/23	Year-to-Date 01/01/23 to 06/30/23
Beginning Market Value	\$1,015,201.15	\$999,138.82
Taxable Interest	0.10	7,232.98
Change in Investment Value	- 3,186.03	5,737.31
Change in Accrued Income	1,430.73	1,336.84
Ending Market Value	\$1,013,445.95	\$1,013,445.95





ACCOUNT NUMBER:
LOS OSOS COMMUNITY SERVICES DISTRICT
LIMITED OBLIGATION REFUNDING BONDS
WASTEWATER ASSESSMENT DISTRICT NO. 1
(REASSESSMENT AND REFUNDING OF 2019)
RESERVE FUND

This statement is for the period from
June 1, 2023 to June 30, 2023

CASH SUMMARY

	Income Cash	Principal Cash	Total Cash
Beginning Cash 06/01/2023	\$0.00	\$0.00	\$0.00
Taxable Interest	0.10		0.10
Transfers	- 0.10	0.10	
Net Money Market Activity		- 0.10	- 0.10
Ending Cash 06/30/2023	\$0.00	\$0.00	\$0.00



ACCOUNT NUMBER:
LOS OSOS COMMUNITY SERVICES DISTRICT
LIMITED OBLIGATION REFUNDING BONDS
WASTEWATER ASSESSMENT DISTRICT NO. 1
(REASSESSMENT AND REFUNDING OF 2019)
RESERVE FUND

This statement is for the period from
June 1, 2023 to June 30, 2023

TRANSACTION DETAIL

Date Posted	Description	Income Cash	Principal Cash	Tax Cost
	Beginning Balance 06/01/2023	\$0.00	\$0.00	\$1,034,384.93
06/01/23	Interest Earned On US Bank Gcts0205 Interest From 5/1/23 To 5/31/23 8AMMF0BR1	0.10		
06/02/23	Cash Disbursement Transfer To Principal 1	- 0.10		
06/02/23	Cash Receipt Transfer From Income 1		0.10	
06/02/23	Purchased 0.1 Units Of US Bank Gcts0205 Trade Date 6/2/23 8AMMF0BR1		- 0.10	0.10
	Ending Balance 06/30/2023	\$0.00	\$0.00	\$1,034,385.03





**ACCOUNT NUMBER:
LOS OSOS COMMUNITY SERVICES DISTRICT
LIMITED OBLIGATION REFUNDING BONDS
WASTEWATER ASSESSMENT DISTRICT NO. 1
(REASSESSMENT AND REFUNDING OF 2019)
RESERVE FUND**

This statement is for the period from
June 1, 2023 to June 30, 2023

BOND SUMMARY

	Par Value	Market Value	% of Category
MATURITY			
2023	100,000.00	98,688.00	11.03
2024	311,000.00	303,046.15	33.87
2025	325,000.00	307,814.25	34.39
2026	200,000.00	185,344.00	20.71
Total of Category	\$936,000.00	\$894,892.40	100.00
MOODY'S RATING			
Aaa	825,000.00	786,706.25	87.91
N/A	111,000.00	108,186.15	12.09
Total of Category	\$936,000.00	\$894,892.40	100.00
S&P RATING			
N/A	936,000.00	894,892.40	100.00
Total of Category	\$936,000.00	\$894,892.40	100.00




BOND SUMMARY MESSAGES

Data contained within this section excluded Mutual Funds, Exchange Traded Funds, and Closed-Ended Funds.

RETURN SERVICE REQUESTED

LOS OSOS COMMUNITY SERVICES DISTRICT
 BANKRUPTCY CASE NO 06-10548-RR
 BY LOS OSOS CSD DEBTOR-IN-POSSESSION
 PO BOX 6064
 LOS OSOS CA 93412-6064

Managing Your Accounts

-  Client Services 800.797.6324
-  Online www.mechanicsbank.com
-  Mobile Download Our Mobile Apps



**BUSINESS LINE OF CREDIT
 UP TO \$100,000**

Prime +0%
APR

LIMITED TIME OFFER

www.MechanicsBank.com/GrowIt

All loans and credit products subject to program eligibility, collateral, underwriting approval and credit approval. Offer is for new lines of credit and does not apply to renewing lines of credit. Subject to change or cancellation without notice. Offer is effective as of 3/17/2022 and subject to change or cancellation without notice. Prime Rate is defined as "the Prime Rate as published daily in the Money Rates section of the Wall Street Journal." For the current Prime Rate, talk to a banker or visit <https://www.wsj.com/market-data/bonds/moneyrates>.

WATCH OUT FOR CARD OR ACCOUNT LOCKED SCAMS

Criminals contact you via phone, text or email pretending to be your bank or a credit card company, and tell you that your account is "locked" or "frozen" from fraudulent attempts to access it. They then ask for your card number, account number, password or PIN to "unlock" the account. **Learn how to spot this scam at www.MechanicsBank.com/Security.**

Summary of Accounts

Account Type	Account Number	Ending Balance
PUBLIC CHECKING	XXXXXXXX5101	\$102,793.69



EQUIPMENT FINANCING

Great rates for the equipment you need

Learn more at www.MechanicsBank.com/GetEquipment



PUBLIC CHECKING-XXXXXXXXX5101

Account Summary

Date	Description	Amount
06/01/2023	Beginning Balance	\$102,793.69
	0 Credit(s) This Period	\$0.00
	0 Debit(s) This Period	\$0.00
06/30/2023	Ending Balance	\$102,793.69

Overdraft and Returned Item Fees




	Total for this period	Total year-to-date
Total Overdraft Fees	\$0.00	\$0.00
Total Returned Item Fees	\$0.00	\$0.00

THIS PAGE LEFT INTENTIONALLY BLANK

RETURN SERVICE REQUESTED

LOS OSOS COMMUNITY SERVICES DISTRICT
PO BOX 6064
LOS OSOS CA 93412-6064

Managing Your Accounts

-  Client Services 800.797.6324
-  Online www.mechanicsbank.com
-  Mobile Download Our Mobile Apps



**BUSINESS LINE OF CREDIT
UP TO \$100,000**

Prime +0%
APR

LIMITED TIME OFFER
www.MechanicsBank.com/GrowIt

All loans and credit products subject to program eligibility, collateral, underwriting approval and credit approval. Offer is for new lines of credit and does not apply to renewing lines of credit. Subject to change or cancellation without notice. Offer is effective as of 3/17/2022 and subject to change or cancellation without notice. Prime Rate is defined as "the Prime Rate as published daily in the Money Rates section of the Wall Street Journal." For the current Prime Rate, talk to a banker or visit <https://www.wsj.com/market-data/bonds/moneyrates>.

WATCH OUT FOR CARD OR ACCOUNT LOCKED SCAMS

Criminals contact you via phone, text or email pretending to be your bank or a credit card company, and tell you that your account is "locked" or "frozen" from fraudulent attempts to access it. They then ask for your card number, account number, password or PIN to "unlock" the account. **Learn how to spot this scam at www.MechanicsBank.com/Security.**

Summary of Accounts

Account Type	Account Number	Ending Balance
PUBLIC CHECKING	XXXXXXXX4701	\$1,061,252.91



EQUIPMENT FINANCING

Great rates for the equipment you need

Learn more at www.MechanicsBank.com/GetEquipment



PUBLIC CHECKING-XXXXXXXX4701

Account Summary

Date	Description	Amount
06/01/2023	Beginning Balance	\$1,953,705.59
	135 Credit(s) This Period	\$14,532,818.24
	81 Debit(s) This Period	\$15,425,270.92
06/30/2023	Ending Balance	\$1,061,252.91

Deposits

Date	Description	Amount
06/09/2023	DEPOSIT	\$104.00
06/09/2023	DEPOSIT	\$135.75
06/09/2023	DEPOSIT # 32090	\$190.00
06/09/2023	DEPOSIT # 32089	\$223.95
06/09/2023	DEPOSIT # 32092	\$260.00
06/16/2023	DEPOSIT # 32094	\$102.25
06/16/2023	DEPOSIT	\$200.00
06/16/2023	DEPOSIT	\$250.00
06/16/2023	DEPOSIT	\$334.15
06/16/2023	DEPOSIT # 32093	\$448.85
06/23/2023	DEPOSIT # 32097	\$380.00
06/23/2023	DEPOSIT # 32099	\$471.01
06/29/2023	DEPOSIT	\$5.50
06/29/2023	DEPOSIT	\$73.00
06/29/2023	DEPOSIT # 32100	\$287.00
06/29/2023	DEPOSIT # 32101	\$538.10

Electronic Credits

Date	Description	Amount
06/01/2023	TRANSFER PAYMENTUS LOCSO UTILITY PAYMENT	\$100.00
06/01/2023	BANKCARD MTOT DEP 510159341150076	\$198.00
06/01/2023	METAVANTE CORP BILL PAYMT 00472	\$326.45
06/01/2023	CHECKFREE LOS OSOS C 8888006456	\$2,122.85
06/02/2023	TRANSFER PAYMENTUS LOCSO UTILITY PAYMENT	\$85.50
06/02/2023	BANKCARD MTOT DEP 510159341150076	\$1,504.44
06/02/2023	CHECKFREE LOS OSOS C 8888006456	\$1,863.90
06/02/2023	Remote Deposit	\$50.00
06/02/2023	Remote Deposit	\$3,706.48
06/05/2023	METAVANTE CORP BILL PAYMT 00729	\$102.00
06/05/2023	BANKCARD MTOT DEP 510159341150076	\$112.35
06/05/2023	TRANSFER PAYMENTUS LOCSO UTILITY PAYMENT	\$150.32
06/05/2023	BANKCARD MTOT DEP 510159341150076	\$353.12
06/05/2023	BANKCARD MTOT DEP 510159341150076	\$507.65
06/05/2023	CHECKFREE LOS OSOS C 8888006456	\$792.05
06/05/2023	Remote Deposit	\$4,301.05
06/05/2023	Remote Deposit	\$7,648.48

PUBLIC CHECKING-XXXXXXXX4701 (continued)
Electronic Credits (continued)

Date	Description	Amount
06/06/2023	METAVANTE CORP BILL PAYMT 00755	\$104.25
06/06/2023	BANKCARD BTOT DEP 510159341150076	\$411.78
06/06/2023	TRANSFER PAYMENTUS LOCSD UTILITY PAYMENT	\$563.00
06/06/2023	CHECKFREE LOS OSOS C 8888006456	\$687.10
06/06/2023	Remote Deposit	\$10,900.60
06/07/2023	METAVANTE CORP BILL PAYMT 00059	\$112.35
06/07/2023	BANKCARD BTOT DEP 510159341150076	\$1,178.23
06/07/2023	CHECKFREE LOS OSOS C 8888006456	\$1,620.23
06/07/2023	Remote Deposit	\$50.00
06/07/2023	Remote Deposit	\$3,176.17
06/08/2023	CHECKFREE LOS OSOS C 8888006456	\$91.75
06/08/2023	TRANSFER PAYMENTUS LOCSD UTILITY PAYMENT	\$194.83
06/08/2023	BANKCARD MTOT DEP 510159341150076	\$836.74
06/09/2023	TRANSFER PAYMENTUS LOCSD UTILITY PAYMENT	\$50.00
06/09/2023	LOS OSOS COMMUNI LOCSD XXXXX2036	\$136.65
06/09/2023	BANKCARD MTOT DEP 510159341150076	\$740.84
06/09/2023	CHECKFREE LOS OSOS C 8888006456	\$1,089.15
06/09/2023	VENDOR PAY COUNTY OF SAN LU RMR* OI* TCCFFY23MAYME* * 45853.92* 45853.92* 0.00\	\$45,853.92
06/09/2023	Remote Deposit	\$3,550.71
06/09/2023	Remote Deposit	\$4,977.63
06/12/2023	TRANSFER PAYMENTUS LOCSD UTILITY PAYMENT	\$50.00
06/12/2023	BANKCARD MTOT DEP 510159341150076	\$91.75
06/12/2023	METAVANTE CORP BILL PAYMT 05716	\$136.65
06/12/2023	BANKCARD MTOT DEP 510159341150076	\$479.25
06/12/2023	BANKCARD MTOT DEP 510159341150076	\$537.45
06/12/2023	CHECKFREE LOS OSOS C 8888006456	\$1,369.89
06/13/2023	METAVANTE CORP BILL PAYMT 00160	\$340.00
06/13/2023	TRANSFER PAYMENTUS LOCSD UTILITY PAYMENT	\$376.00
06/13/2023	BANKCARD MTOT DEP 510159341150076	\$734.50
06/13/2023	CHECKFREE LOS OSOS C 8888006456	\$2,146.80
06/13/2023	Remote Deposit	\$14,813.18
06/14/2023	METAVANTE CORP BILL PAYMT 00385	\$378.60
06/14/2023	CHECKFREE LOS OSOS C 8888006456	\$764.70
06/14/2023	BANKCARD BTOT DEP 510159341150076	\$1,286.47
06/14/2023	Remote Deposit	\$6,185.06
06/15/2023	BANKCARD MTOT DEP 510159341150076	\$681.65
06/15/2023	TRANSFER PAYMENTUS LOCSD UTILITY PAYMENT	\$736.33
06/15/2023	CHECKFREE LOS OSOS C 8888006456	\$1,832.75
06/15/2023	LOCSD LOCSD BILL XXXXX4518	\$7,342.28
06/15/2023	LOCSD LOCSD BILL XXXXX4518	\$7,409.99
06/15/2023	LOCSD LOCSD BILL XXXXX4518	\$8,821.40
06/15/2023	LOCSD LOCSD BILL XXXXX4518	\$14,295.20
06/15/2023	LOCSD LOCSD BILL XXXXX4518	\$17,816.35
06/15/2023	Remote Deposit	\$6,611.25
06/16/2023	CHECKFREE LOS OSOS C 8888006456	\$73.00
06/16/2023	BANKCARD MTOT DEP 510159341150076	\$1,629.15
06/16/2023	Remote Deposit	\$1,590.23
06/16/2023	Remote Deposit	\$1,631.60
06/16/2023	Remote Deposit	\$20,822.77
06/20/2023	TRANSFER PAYMENTUS LOCSD UTILITY PAYMENT	\$113.78
06/20/2023	BANKCARD MTOT DEP 510159341150076	\$159.23
06/20/2023	TRANSFER PAYMENTUS LOCSD UTILITY PAYMENT	\$160.00
06/20/2023	BANKCARD MTOT DEP 510159341150076	\$195.50
06/20/2023	CHECKFREE LOS OSOS C 8888006456	\$246.01
06/20/2023	TRANSFER PAYMENTUS LOCSD UTILITY PAYMENT	\$528.85
06/20/2023	BANKCARD MTOT DEP 510159341150076	\$540.10
06/20/2023	TRANSFER PAYMENTUS LOCSD UTILITY PAYMENT	\$1,559.71

PUBLIC CHECKING-XXXXXXXX4701 (continued)
Electronic Credits (continued)

Date	Description	Amount
06/20/2023	BANKCARD MTOT DEP 510159341150076	\$1,562.15
06/20/2023	Remote Deposit	\$628.55
06/21/2023	TRANSFER PAYMENTUS LOCS D UTILITY PAYMENT	\$50.00
06/21/2023	CHECKFREE LOS OSOS C 8888006456	\$631.46
06/21/2023	BANKCARD BTOT DEP 510159341150076	\$1,191.68
06/21/2023	Remote Deposit	\$3,799.16
06/22/2023	TRANSFER PAYMENTUS LOCS D UTILITY PAYMENT	\$236.65
06/22/2023	METAVANTE CORP BILL PAYMT 02725	\$337.05
06/22/2023	LOS OSOS COMMUNI LOCS D XXXXX2036	\$663.67
06/22/2023	CHECKFREE LOS OSOS C 8888006456	\$1,067.70
06/22/2023	BANKCARD MTOT DEP 510159341150076	\$1,875.93
06/23/2023	CHECKFREE LOS OSOS C 8888006456	\$480.10
06/23/2023	BANKCARD MTOT DEP 510159341150076	\$805.07
06/26/2023	BANKCARD MTOT DEP 510159341150076	\$100.00
06/26/2023	METAVANTE CORP BILL PAYMT 02597	\$128.55
06/26/2023	BANKCARD MTOT DEP 510159341150076	\$236.58
06/26/2023	BANKCARD MTOT DEP 510159341150076	\$543.22
06/26/2023	Wire/In/322285781/PACIFIC PREMIER BA//LOS OSOS COMMUNITY SERVICES DISTRIC	\$1,867,494.39
06/26/2023	Wire/In/322285781/PACIFIC PREMIER BA//LOS OSOS COMMUNITY SERVICES DISTRIC	\$2,697,415.62
06/27/2023	TRANSFER PAYMENTUS LOCS D UTILITY PAYMENT	\$250.00
06/27/2023	BANKCARD MTOT DEP 510159341150076	\$323.10
06/27/2023	CHECKFREE LOS OSOS C 8888006456	\$861.10
06/27/2023	VENDOR PAY COUNTY OF SAN LU RMR* OI* 4600013800-3* * 1716.30* 1716.30* 0.00\	\$1,716.30
06/27/2023	Wire/In/091000022/US BANK MINNESOTA//LOS OSOS COMMUNITY SERVICES DISTRIC	\$6,999,950.00
06/27/2023	111942715 Online Transfer from XXXXXX6905 on 6/27/23 at 13:19	\$1,400,000.00
06/28/2023	TRANSFER PAYMENTUS LOCS D UTILITY PAYMENT	\$135.28
06/28/2023	METAVANTE CORP BILL PAYMT 02221	\$215.90
06/28/2023	BANKCARD MTOT DEP 510159341150076	\$867.20
06/28/2023	CHECKFREE LOS OSOS C 8888006456	\$1,667.40
06/28/2023	Remote Deposit	\$1,000.00
06/28/2023	Remote Deposit	\$4,412.36
06/28/2023	Remote Deposit	\$77,663.45
06/28/2023	Remote Deposit	\$533,334.76
06/29/2023	METAVANTE CORP BILL PAYMT 04842	\$104.25
06/29/2023	BANKCARD MTOT DEP 510159341150076	\$384.10
06/29/2023	CHECKFREE LOS OSOS C 8888006456	\$2,451.20
06/29/2023	Wire/In/026009593/BK AMER NYC/246012410060001/STATE OF CALIFORNIA - LAIF	\$686,000.00
06/29/2023	Remote Deposit	\$1,234.31
06/30/2023	METAVANTE CORP BILL PAYMT 00234	\$80.00
06/30/2023	BANKCARD MTOT DEP 510159341150076	\$386.14
06/30/2023	TRANSFER PAYMENTUS LOCS D UTILITY PAYMENT	\$569.35
06/30/2023	COUNTY OF SAN LU VENDOR PAY	\$1,083.10
06/30/2023	CHECKFREE LOS OSOS C 8888006456	\$1,657.75
06/30/2023	Remote Deposit	\$1,648.45
06/30/2023	Remote Deposit	\$6,833.65

Electronic Debits

Date	Description	Amount
06/02/2023	SO CAL GAS PAID SCGC 1714158018	\$9.58
06/02/2023	SO CAL GAS PAID SCGC 1735158010	\$17.49
06/02/2023	WELLS FARGO BANK EFT DEBIT 000000013336938	\$427.94
06/02/2023	PGANDE WEB ONLINE 54083384052423	\$9,479.03
06/05/2023	MINER S ACE HARD 8054890158 M64403192597	\$451.89
06/05/2023	WASTE CONNECTION WEB_PAY 71937150060223	\$954.39
06/06/2023	UAL CalPERS	\$12,064.58
06/07/2023	LOS OSOS COMMUNI SWCA Payme XXXXX2036	\$176.50
06/07/2023	WELLS FARGO BANK EFT DEBIT 000000013392714	\$502.94
06/07/2023	ALLIED DELTA BILLPAY B2315749442027	\$782.47

PUBLIC CHECKING-XXXXXXXX4701 (continued)
Electronic Debits (continued)

Date	Description	Amount
06/08/2023	MINER S ACE HARD 8054890158 M64411706267	\$779.93
06/08/2023	CARDMEMBER SERV WEB PYMT ***** 1514	\$3,627.79
06/09/2023	OFCDEPOT ECHECK WEB PAY OfficeDepot	\$142.45
06/09/2023	OFCDEPOT ECHECK WEB PAY OfficeDepot	\$349.07
06/13/2023	06.16.23 Payroll	\$48,025.68
06/15/2023	THE MCCLATCHY CO 218331 305-740-8440	\$195.40
06/16/2023	Pitney Purchase DIRECT DEB PBPurchasPwr	\$150.00
06/20/2023	PREMPAYMNT * LINCOLN NATLIFE 91000011056938	\$926.74
06/21/2023	Pitney Bowes DIRECT DEB PBLEasing	\$168.66
06/21/2023	EDI/ACH VISION SERVICE P RMR* IV* XXXXXX3771* * 196.89\	\$196.89
06/21/2023	HUMANA, INC. INS PYMT 278135781001278	\$234.00
06/22/2023	EDI PYMNTS Golden State Wat NTE* OBI* {"accountId":"XXXXXX0000"}\	\$208.55
06/26/2023	Your Answering S Your Answ ST-F0L5S5D4L0F4	\$152.31
06/27/2023	Wire/Out/91000022//Los Osos Community Services Distric/US BANK MINNESOTA	\$7,000,000.00
06/27/2023	06.30.23 Payroll	\$47,484.63
06/28/2023	Wire/Out/91000022//Los Osos Community Services Distric/US BANK MINNESOTA	\$7,000,000.00
06/28/2023	Medical 07.01.23	\$6,098.76
06/29/2023	116114547 Online Transfer to XXXXXX6905 on 6/29/23 at 7:36	\$500,000.00
06/29/2023	AFLAC INSURANCE HJ582254418	\$286.35
06/29/2023	PGANDE WEB ONLINE 57410512062323	\$12,572.29

Other Debits

Date	Description	Amount
06/20/2023	ACH RETURN MATTHEW NO ACCOUNT/UNABLE TO LOCATE ACCOUNT	\$91.75
06/20/2023	ACH RETURN ACCOUNT FROZEN/RETURN PER OFAC	\$98.00
06/20/2023	ACH RETURN MATTHEW NO ACCOUNT/UNABLE TO LOCATE ACCOUNT	\$136.65
06/20/2023	ACH RETURN ACCOUNT CLOSED	\$204.15

Checks Cleared

Check Nbr	Date	Amount	Check Nbr	Date	Amount	Check Nbr	Date	Amount
32071	06/07/2023	\$35.00	32161	06/12/2023	\$143.52	32507*	06/23/2023	\$143.52
32122*	06/05/2023	\$200.00	32162	06/13/2023	\$271.00	32508	06/21/2023	\$10,000.00
32132*	06/13/2023	\$119.39	32163	06/12/2023	\$1,447.88	32509	06/22/2023	\$627.40
32133	06/07/2023	\$3,000.00	32164	06/16/2023	\$1,250.39	32511*	06/30/2023	\$164.56
32134	06/13/2023	\$35.00	32165	06/13/2023	\$3,009.83	32514*	06/28/2023	\$81.22
32144*	06/08/2023	\$443,941.03	32166	06/14/2023	\$510.00	32515	06/29/2023	\$41,637.44
32150*	06/05/2023	\$66.92	32167	06/12/2023	\$63.97	32516	06/28/2023	\$5,000.00
32151	06/14/2023	\$100.00	32168	06/15/2023	\$1,862.08	32517	06/28/2023	\$1,629.00
32152	06/13/2023	\$200.00	32169	06/13/2023	\$6,388.65	32518	06/28/2023	\$66.92
32153	06/12/2023	\$3,573.42	32170	06/14/2023	\$1,629.00	32519	06/29/2023	\$604.74
32154	06/12/2023	\$2,543.78	32171	06/28/2023	\$571.44	32520	06/28/2023	\$1,297.50
32155	06/05/2023	\$1,335.34	32172	06/12/2023	\$1,269.59	32521	06/26/2023	\$2,657.17
32156	06/07/2023	\$1,800.00	32173	06/12/2023	\$2,585.00	32522	06/29/2023	\$7,523.57
32157	06/06/2023	\$3,125.00	32502*	06/21/2023	\$51.23	32523	06/28/2023	\$194,718.98
32158	06/05/2023	\$500.00	32503	06/26/2023	\$4.56	32524	06/30/2023	\$1,055.12
32160*	06/07/2023	\$28,887.67	32505*	06/21/2023	\$546.23			

* Indicates skipped check number

Daily Balances

Date	Amount	Date	Amount	Date	Amount
06/01/2023	\$1,956,452.89	06/02/2023	\$1,953,729.17	06/05/2023	\$1,964,187.65

PUBLIC CHECKING-XXXXXXXX4701 (continued)
Daily Balances (continued)

Date	Amount	Date	Amount	Date	Amount
06/06/2023	\$1,961,664.80	06/14/2023	\$1,499,987.44	06/23/2023	\$1,593,208.36
06/07/2023	\$1,932,617.20	06/15/2023	\$1,563,477.16	06/26/2023	\$6,156,312.68
06/08/2023	\$1,485,391.77	06/16/2023	\$1,589,158.77	06/27/2023	\$7,511,928.55
06/09/2023	\$1,542,212.85	06/20/2023	\$1,593,395.36	06/28/2023	\$921,761.08
06/12/2023	\$1,533,250.68	06/21/2023	\$1,587,870.65	06/29/2023	\$1,050,214.15
06/13/2023	\$1,493,611.61	06/22/2023	\$1,591,215.70	06/30/2023	\$1,061,252.91




Overdraft and Returned Item Fees

	Total for this period	Total year-to-date
Total Overdraft Fees	\$0.00	\$0.00
Total Returned Item Fees	\$0.00	\$0.00

RETURN SERVICE REQUESTED

LOS OSOS COMMUNITY SERVICES DISTRICT
 PAYROLL ACCOUNT
 PO BOX 6064
 LOS OSOS CA 93412-6064

Managing Your Accounts

-  Client Services 800.797.6324
-  Online www.mechanicsbank.com
-  Mobile Download Our Mobile Apps



**BUSINESS LINE OF CREDIT
 UP TO \$100,000**

Prime +0%
APR

LIMITED TIME OFFER
www.MechanicsBank.com/GrowIt

All loans and credit products subject to program eligibility, collateral, underwriting approval and credit approval. Offer is for new lines of credit and does not apply to renewing lines of credit. Subject to change or cancellation without notice. Offer is effective as of 3/17/2022 and subject to change or cancellation without notice. Prime Rate is defined as "the Prime Rate as published daily in the Money Rates section of the Wall Street Journal." For the current Prime Rate, talk to a banker or visit <https://www.wsj.com/market-data/bonds/moneyrates>.

WATCH OUT FOR CARD OR ACCOUNT LOCKED SCAMS

Criminals contact you via phone, text or email pretending to be your bank or a credit card company, and tell you that your account is "locked" or "frozen" from fraudulent attempts to access it. They then ask for your card number, account number, password or PIN to "unlock" the account. **Learn how to spot this scam at www.MechanicsBank.com/Security.**

Summary of Accounts

Account Type	Account Number	Ending Balance
PUBLIC CHECKING	XXXXXXXXX4702	\$25,419.06



EQUIPMENT FINANCING

Great rates for the equipment you need

Learn more at www.MechanicsBank.com/GetEquipment



PUBLIC CHECKING-XXXXXXXX4702

Account Summary

Date	Description	Amount
06/01/2023	Beginning Balance	\$59,503.73
	5 Credit(s) This Period	\$114,047.05
	32 Debit(s) This Period	\$148,131.72
06/30/2023	Ending Balance	\$25,419.06

Electronic Credits

Date	Description	Amount
06/06/2023	UAL CalPERS	\$12,064.58
06/13/2023	06.16.23 Payroll	\$48,025.68
06/27/2023	06.30.23 Payroll	\$47,484.63
06/28/2023	Medical 07.01.23	\$6,098.76

Other Credits

Date	Description	Amount
06/05/2023	Check: 5943 Returned: Duplicate Presentment	\$373.40

Electronic Debits

Date	Description	Amount
06/02/2023	EMPLOYMENT DEVEL EDD EFTPMT 1381509024	\$1,730.28
06/02/2023	LOS OSOS COMMUNI PAYROLL XXXXX2036	\$1,988.21
06/02/2023	IRS USATAXPYMT 270355332154163	\$6,112.98
06/02/2023	LOS OSOS COMMUNI PAYROLL XXXXX2036	\$27,770.03
06/05/2023	1900 CALPERS 100000017183517	\$2,336.00
06/05/2023	3100 CALPERS 100000017136439	\$2,743.93
06/05/2023	3100 CALPERS 100000017136321	\$3,224.43
06/07/2023	1900 CALPERS 100000017184032	\$120.17
06/07/2023	1900 CALPERS 100000017184038	\$312.08
06/07/2023	1900 CALPERS 100000017184017	\$4,931.25
06/07/2023	1900 CALPERS 100000017184115	\$6,701.08
06/16/2023	EMPLOYMENT DEVEL EDD EFTPMT 1053702048	\$1,769.08
06/16/2023	IRS USATAXPYMT 270356791336259	\$6,209.55
06/16/2023	LOS OSOS COMMUNI PAYROLL XXXXX2036	\$28,956.77
06/20/2023	1900 CALPERS 100000017200660	\$2,336.00
06/20/2023	3100 CALPERS 100000017166698	\$2,743.93
06/20/2023	3100 CALPERS 100000017166578	\$3,224.43
06/30/2023	EMPLOYMENT DEVEL EDD EFTPMT 983758752	\$1,832.26
06/30/2023	IRS USATAXPYMT 270358130743004	\$6,143.91
06/30/2023	LOS OSOS COMMUNI PAYROLL XXXXX2036	\$26,570.29

Checks Cleared

Check Nbr	Date	Amount	Check Nbr	Date	Amount	Check Nbr	Date	Amount
5920	06/02/2023	\$361.35	5926*	06/02/2023	\$777.51	5933*	06/02/2023	\$225.84

PUBLIC CHECKING-XXXXXXXX4702 (continued)
Checks Cleared (continued)

Check Nbr	Date	Amount	Check Nbr	Date	Amount	Check Nbr	Date	Amount
5939*	06/02/2023	\$466.74	5984*	06/02/2023	\$2,550.18	5988*	06/16/2023	\$2,131.04
5943*	06/02/2023	\$373.40	5985	06/12/2023	\$353.49	5989	06/16/2023	\$171.51
5981*	06/02/2023	\$381.26	5986	06/23/2023	\$420.99	5991*	06/30/2023	\$2,161.75

* Indicates skipped check number

Daily Balances

Date	Amount	Date	Amount	Date	Amount
06/02/2023	\$16,765.95	06/12/2023	\$8,481.50	06/23/2023	\$8,543.88
06/05/2023	\$8,834.99	06/13/2023	\$56,507.18	06/27/2023	\$56,028.51
06/06/2023	\$20,899.57	06/16/2023	\$17,269.23	06/28/2023	\$62,127.27
06/07/2023	\$8,834.99	06/20/2023	\$8,964.87	06/30/2023	\$25,419.06




Overdraft and Returned Item Fees

	Total for this period	Total year-to-date
Total Overdraft Fees	\$0.00	\$0.00
Total Returned Item Fees	\$0.00	\$0.00

RETURN SERVICE REQUESTED

LOS OSOS COMMUNITY SERVICES DISTRICT
 PO BOX 6064
 LOS OSOS CA 93412-6064

Managing Your Accounts

-  Client Services 800.797.6324
-  Online www.mechanicsbank.com
-  Mobile Download Our Mobile Apps



**BUSINESS LINE OF CREDIT
 UP TO \$100,000**

Prime +0%
APR

LIMITED TIME OFFER

www.MechanicsBank.com/GrowIt

All loans and credit products subject to program eligibility, collateral, underwriting approval and credit approval. Offer is for new lines of credit and does not apply to renewing lines of credit. Subject to change or cancellation without notice. Offer is effective as of 3/17/2022 and subject to change or cancellation without notice. Prime Rate is defined as "the Prime Rate as published daily in the Money Rates section of the Wall Street Journal." For the current Prime Rate, talk to a banker or visit <https://www.wsj.com/market-data/bonds/moneyrates>.

The "Per Check Charge" defined on your statement represents a \$15 charge for each check that exceeds the six check limitation on your account. Refer to Mechanics Bank's Account Agreement for additional information.

Summary of Accounts

Account Type	Account Number	Ending Balance
PUBLIC MONEY MARKET	XXXXXXXX6905	\$606,571.41



EQUIPMENT FINANCING

Great rates for the equipment you need

Learn more at www.MechanicsBank.com/GetEquipment



PUBLIC MONEY MARKET-XXXXXXX6905

Account Summary

Date	Description	Amount
06/01/2023	Beginning Balance	\$1,502,136.99
	2 Credit(s) This Period	\$504,434.42
	1 Debit(s) This Period	\$1,400,000.00
06/30/2023	Ending Balance	\$606,571.41

Interest Summary

Description	Amount
Interest Earned From 06/01/2023 Through 06/30/2023	
Annual Percentage Yield Earned	4.07%
Interest Days	30
Interest Earned	\$4,434.42
Interest Paid This Period	\$4,434.42
Interest Paid Year-to-Date	\$6,571.41

Electronic Credits

Date	Description	Amount
06/29/2023	116114547 Online Transfer from XXXXXX4701 on 6/29/23 at 7:36	\$500,000.00

Other Credits

Date	Description	Amount
06/30/2023	INTEREST	\$4,434.42

Electronic Debits

Date	Description	Amount
06/27/2023	111942715 Online Transfer to XXXXXX4701 on 6/27/23 at 13:19	\$1,400,000.00

Daily Balances

Date	Amount	Date	Amount	Date	Amount
06/27/2023	\$102,136.99	06/29/2023	\$602,136.99	06/30/2023	\$606,571.41

Overdraft and Returned Item Fees

	Total for this period	Total year-to-date
Total Overdraft Fees	\$0.00	\$0.00
Total Returned Item Fees	\$0.00	\$0.00



LOS OSOS COMMUNITY SERVICES DISTRICT
LOW INCOME ASSISTANCE FUNDS ACCOUNT
PO BOX 6064
LOS OSOS CA 93412-6064

Page 1 of 1
Branch 128
Account Number:
Date 06/30/2023
EM

EXECUTIVE 50 CHECKING

Summary of Activity Since Your Last Statement

Beginning Balance	6/01/23	9,357.02
Deposits / Misc Credits	0	.00
Withdrawals / Misc Debits	1	2.00
** Ending Balance	6/30/23	9,355.02 **
Service Charge		2.00
Average Collected Balance		9,357

Withdrawals and Debits

Date	Deposits	Withdrawals	Activity Description
6/30		2.00	PAPER STATEMENT FEE

Daily Balance Summary

Date	Balance	Date	Balance	Date	Balance
6/30	9,355.02				



LOS OSOS COMMUNITY SERVICES DISTRICT
SOUTH BAY FIRE RESERVES
PO BOX 6064
LOS OSOS CA 93412-6064

Page 1 of 1
Branch 128
Account Number:
Date 06/30/2023
EM

BUSINESS MONEY MARKET

Summary of Activity Since Your Last Statement

Beginning Balance	6/01/23	1,867,534.39
Deposits / Misc Credits	0	.00
Withdrawals / Misc Debits	2	1,867,534.39
** Ending Balance	6/30/23	.00 **
Service Charge		.00
Interest Paid Thru 6/30/23		.00
Interest Paid Year To Date		2,316.35
Average Collected Balance		1,795,706
Average Rate / Cycle Days		.30000 / 30

Withdrawals and Debits

Date	Deposits	Withdrawals	Activity Description
6/26		1,867,494.39	BENE:LOS OSOS COMMUNITY SERVICES DISTR TRN:P20230626
6/26		40.00	OUTGOING WIRE FEE-P2023062601

Daily Balance Summary

Date	Balance	Date	Balance	Date	Balance
6/26	.00				



LOS OSOS COMMUNITY SERVICES DISTRICT
WATER FUND RESERVE ACCOUNT
PO BOX 6064
LOS OSOS CA 93412-6064

Page 1 of 1
Branch 128
Account Number:
Date 06/30/2023
EM

BUSINESS MONEY MARKET

Summary of Activity Since Your Last Statement

Beginning Balance	6/01/23	2,697,455.62
Deposits / Misc Credits	1	554.33
Withdrawals / Misc Debits	4	2,697,467.62
** Ending Balance	6/30/23	542.33 **
Service Charge		12.00
Interest Paid Thru 6/30/23		554.33
Interest Paid Year To Date		3,900.04
Average Collected Balance		2,247,879
Average Rate / Cycle Days		.27500 / 30

Deposits and Credits

Date	Deposits	Withdrawals	Activity Description
6/30	554.33		INTEREST EARNED

Withdrawals and Debits

Date	Deposits	Withdrawals	Activity Description
6/26		2,697,415.62	BENE:LOS OSOS COMMUNITY SERVICES TRN:P2023062
6/26		40.00	OUTGOING WIRE FEE-P2023062600
6/30		10.00	BALANCE REQUIREMENT FEE
6/30		2.00	PAPER STATEMENT FEE

Daily Balance Summary

Date	Balance	Date	Balance	Date	Balance
6/26	.00	6/30	542.33		

California State Treasurer
Fiona Ma, CPA



Local Agency Investment Fund
P.O. Box 942809
Sacramento, CA 94209-0001
(916) 653-3001

July 03, 2023

[LAIF Home](#)
[PMIA Average Monthly Yields](#)

LOS OSOS COMMUNITY SERVICES DISTRICT

GENERAL MANAGER
P.O. BOX 6064
LOS OSOS, CA 93412

[Tran Type Definitions](#)

Account Number:

June 2023 Statement

Effective Date	Transaction Date	Tran Type	Confirm Number	Web Confirm Number	Authorized Caller	Amount
6/29/2023	6/27/2023	RW	1730967	1691342	RON MUNDS	-686,000.00

Account Summary

Total Deposit:	0.00	Beginning Balance:	696,865.80
Total Withdrawal:	-686,000.00	Ending Balance:	10,865.80



QUESTIONS?

If you have any questions regarding your account or this statement, please contact your Administrator.

MARQUES MCNIESE
CN-OH-W5IT
425 WALNUT ST. 5TH FLOOR
CINCINNATI OH 45202
Phone 513-632-4147
E-mail marques.mcniese@usbank.com

Portfolio Manager:
TS PRT RC #1 - MANUAL
CN-OH-W6TC

ACCOUNT NUMBER:
LOS OSOS CSD

This statement is for the period from June 13, 2023 to June 30, 2023



000003632 02 SP 000638507847506 S
LOS OSOS COMMUNITY SERVICES DISTRICT
2122 9TH STREET SUITE 110
LOS OSOS, CA 93402



TABLE OF CONTENTS

Schedule	Page
Market Value Summary	1
Asset Summary	2
Income Summary	3
Cash Summary	4
Asset Detail	5
Transaction Detail	8
Bond Summary	10

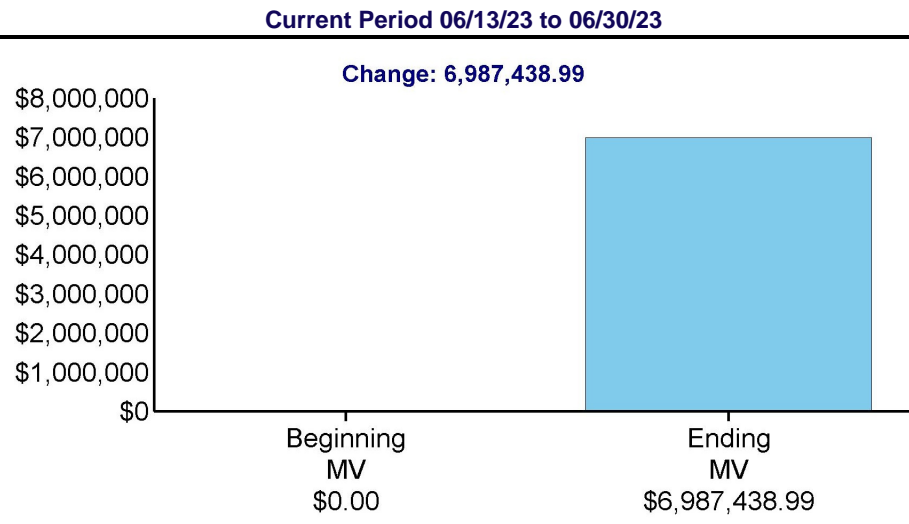


LOS OSOS CSD
ACCOUNT NUMBER:

Page 1 of 11
June 13, 2023 to June 30, 2023

MARKET VALUE SUMMARY

	Current Period 06/13/23 to 06/30/23	Year-to-Date 06/13/23 to 06/30/23
Beginning Market Value	\$0.00	\$0.00
Taxable Interest	-7,090.17	-7,090.17
Taxable Dividends	492.37	492.37
Cash Receipts	7,000,000.00	7,000,000.00
Change in Investment Value	-5,963.21	-5,963.21
Ending Market Value	\$6,987,438.99	\$6,987,438.99



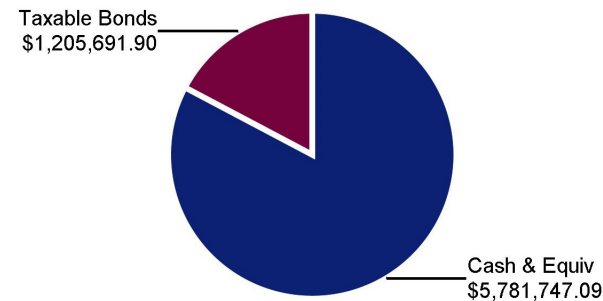


LOS OSOS CSD
ACCOUNT NUMBER:

Page 2 of 11
June 13, 2023 to June 30, 2023

ASSET SUMMARY

Assets	Current Period Market Value	% of Total	Estimated Annual Income
Cash & Equivalents	5,781,747.09	82.70	256,482.42
Taxable Bonds	1,205,691.90	17.30	35,062.50
Total Market Value	\$6,987,438.99	100.00	\$291,544.92



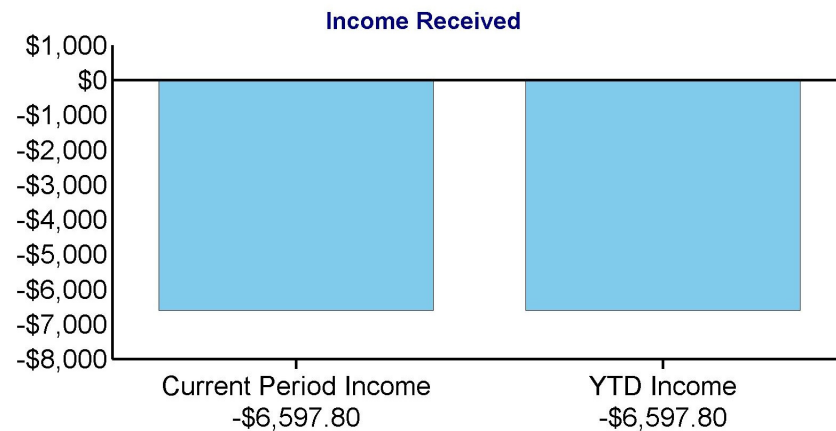


LOS OSOS CSD
ACCOUNT NUMBER:

Page 3 of 11
June 13, 2023 to June 30, 2023

INCOME SUMMARY

	Income Received Current Period	Income Received YTD
Taxable Interest	-7,090.17	-7,090.17
Taxable Dividends	492.37	492.37
Total Current Period Income	-\$6,597.80	-\$6,597.80



LOS OSOS CSD
ACCOUNT NUMBER:Page 4 of 11
June 13, 2023 to June 30, 2023**CASH SUMMARY**

	Principal Cash	Income Cash	Total Cash
Beginning Cash 06/13/2023	\$0.00	\$0.00	\$0.00
Taxable Interest		-7,090.17	-7,090.17
Taxable Dividends		492.37	492.37
Cash Receipts	7,000,000.00		7,000,000.00
Transfers	492.37	-492.37	0.00
Purchases	-3,453,147.48		-3,453,147.48
Net Money Market Activity	-3,540,254.72		-3,540,254.72
Ending Cash 06/30/2023	\$7,090.17	-\$7,090.17	\$0.00



LOS OSOS CSD
ACCOUNT NUMBER:

Page 5 of 11
June 13, 2023 to June 30, 2023

ASSET DETAIL

Security Description

Shares/Face Amt	Price	Market Value	Tax Cost	Unrealized Gain/Loss	Percent of Total Portfolio	Estimated Annual Income	Estimated Current Yield
Cash & Equivalents							
Cash/Money Market							
First American Government - 31846V203 Oblig Fd Cl Y #3763							
3,540,254.720	1.0000	3,540,254.72	3,540,254.72	0.00	50.7	166,598.58	4.71
US Bank Liquidity Plus Program - USBLP3 ** - Class Y							
2,241,492.370	1.0000	2,241,492.37	2,241,492.37	0.00	32.1	89,883.84	4.01
Total Cash/Money Market		\$5,781,747.09	\$5,781,747.09	\$0.00	82.7	\$256,482.42	
Cash							
Principal Cash		7,090.17	7,090.17		0.1		
Income Cash		-7,090.17	-7,090.17		-0.1		
Total Cash		\$0.00	\$0.00	\$0.00	0.0	\$0.00	
Total Cash & Equivalents		\$5,781,747.09	\$5,781,747.09	\$0.00	82.7	\$256,482.42	

Taxable Bonds

US Government Issues

U S Treasury Note - 912828YG9 1.625 09/30/2026							
250,000.000	91.6060	229,015.00	229,903.00	-888.00	3.3	4,062.50	1.77
Federal Agri Mtg Corp M T N - 3132X0PY1 3.000 02/23/2027							
250,000.000	94.6060	236,515.00	238,315.75	-1,800.75	3.4	7,500.00	3.17



LOS OSOS CSD
ACCOUNT NUMBER:

Page 6 of 11
June 13, 2023 to June 30, 2023



ASSET DETAIL (continued)

Security Description	Shares/Face Amt	Price	Market Value	Tax Cost	Unrealized Gain/Loss	Percent of Total Portfolio	Estimated Annual Income	Estimated Current Yield
U S Treasury Note - 91282CFM8 4.125 09/30/2027	250,000.000	99.4410	248,602.50	249,745.25	-1,142.75	3.6	10,312.50	4.15
U S Treasury Note - 91282CGC9 3.875 12/31/2027	250,000.000	98.5980	246,495.00	247,608.63	-1,113.63	3.5	9,687.50	3.93
U S Treasury Note - 91282CBS9 1.250 03/31/2028	280,000.000	87.5230	245,064.40	246,082.48	-1,018.08	3.5	3,500.00	1.43
Total US Government Issues			\$1,205,691.90	\$1,211,655.11	-\$5,963.21	17.3	\$35,062.50	
Total Taxable Bonds			\$1,205,691.90	\$1,211,655.11	-\$5,963.21	17.3	\$35,062.50	
Total Assets			\$6,987,438.99	\$6,993,402.20	-\$5,963.21	100.0	\$291,544.92	
Estimated Current Yield								4.17

ASSET DETAIL MESSAGES

Time of trade execution and trading party (if not disclosed) will be provided upon request.

Publicly traded assets are valued in accordance with market quotations or valuation methodologies from financial industry services believed by us to be reliable. Assets that are not publicly traded may be reflected at values from other external sources. Assets for which a current value is not available may be reflected at a previous value or as not valued, at par value, or at a nominal value. Values shown do not necessarily reflect prices at which assets could be bought or sold. Values are updated based on internal policy and may be updated less frequently than statement generation.

****Your U.S. Bank Liquidity Plus Program as of 06/30/2023 was allocated as follows:**

Total Balance \$2,241,492.37

LOS OSOS CSD
ACCOUNT NUMBER:Page 7 of 11
June 13, 2023 to June 30, 2023

ASSET DETAIL MESSAGES (continued)

Bank Name	Balance	Excluded Bank Name
First Horizon Bank	\$249,054.71	None
Union Bank and Trust Company	\$249,054.71	
State Bank of India	\$249,054.70	
EagleBank	\$249,054.71	
US Bank	\$249,054.71	
Cadence Bank NA	\$249,054.71	
Univest Bank and Trust Co	\$249,054.71	
Bremer Bank NA	\$249,054.70	
Bank of India	\$249,054.71	



LOS OSOS CSD
ACCOUNT NUMBER:

Page 8 of 11
June 13, 2023 to June 30, 2023



TRANSACTION DETAIL

Date Posted	Activity	Description	Income Cash	Principal Cash	Tax Cost
Beginning Balance 06/13/2023			\$0.00	\$0.00	\$0.00
06/29/23	Cash Receipt	Cash Receipt Incoming Wires Los Osos Community Services District		7,000,000.00	
06/29/23	Purchase	Purchased 2,241,000 Shares Of US Bank Liquidity Plus Class Y Trade Date 6/29/23 2,241,000 Shares At 1.00 USD		-2,241,000.00	2,241,000.00
06/30/23	Asset Income	Dividend Earned On US Bank Liquidity Plus Class Y	492.37		
06/30/23	Cash Disbursement	Cash Disbursement Transfer To Principal	-492.37		
06/30/23	Cash Receipt	Cash Receipt Transfer From Income		492.37	
06/30/23	Purchase	Purchased 492.37 Shares Of US Bank Liquidity Plus Class Y Trade Date 6/30/23 Reinvestment Of Income Received 6/30/23		-492.37	492.37
06/30/23	Purchase	Purchased 250,000 Par Value Of U S Treasury Nt 4.125% 9/30/27 Trade Date 6/29/23 Purchased Through Proequities Inc. 250,000 Par Value At 99.8981 %		-249,745.25	249,745.25
06/30/23	Purchase Accrued Interest	Paid Accrued Interest On Purchase Of U S Treasury Nt 4.125% 9/30/27 Income Debit 2,564.04- USD	-2,564.04		
06/30/23	Purchase	Purchased 250,000 Par Value Of F A M C M T N 3.000% 2/23/27 Trade Date 6/29/23 Purchased Through Proequities Inc. 250,000 Par Value At 95.3263 %		-238,315.75	238,315.75
06/30/23	Purchase Accrued Interest	Paid Accrued Interest On Purchase Of F A M C M T N 3.000% 2/23/27 Income Debit 2,645.83- USD	-2,645.83		



LOS OSOS CSD
ACCOUNT NUMBER:

Page 9 of 11
June 13, 2023 to June 30, 2023

TRANSACTION DETAIL (continued)

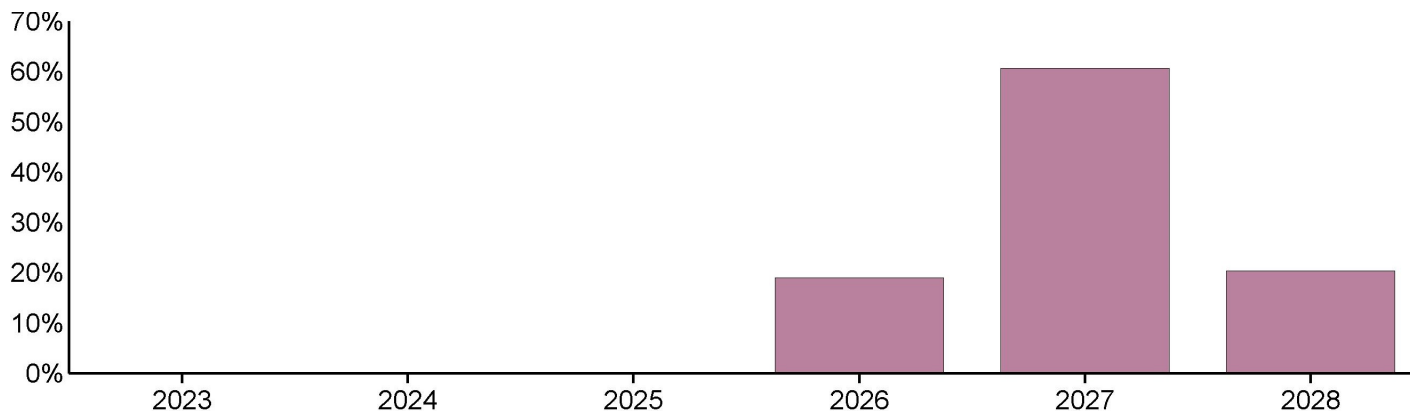
Date Posted	Activity	Description	Income Cash	Principal Cash	Tax Cost
06/30/23	Purchase	Purchased 250,000 Par Value Of U S Treasury Nt 3.875% 12/31/27 Trade Date 6/29/23 Purchased Through Proequities Inc. 250,000 Par Value At 99.04345 %		-247,608.63	247,608.63
06/30/23	Purchase	Purchased 250,000 Par Value Of U S Treasury Nt 1.625% 9/30/26 Trade Date 6/29/23 Purchased Through Proequities Inc. 250,000 Par Value At 91.9612 %		-229,903.00	229,903.00
06/30/23	Purchase Accrued Interest	Paid Accrued Interest On Purchase Of U S Treasury Nt 1.625% 9/30/26 Income Debit 1,010.08- USD	-1,010.08		
06/30/23	Purchase	Purchased 280,000 Par Value Of U S Treasury Nt 1.250% 3/31/28 Trade Date 6/29/23 Purchased Through Proequities Inc. 280,000 Par Value At 87.8866 %		-246,082.48	246,082.48
06/30/23	Purchase Accrued Interest	Paid Accrued Interest On Purchase Of U S Treasury Nt 1.250% 3/31/28 Income Debit 870.22- USD	-870.22		
	Purchase	Combined Purchases For The Period 6/ 1/23 - 6/30/23 Of First Am Govt Ob Fd Cl Y		-7,000,000.00	7,000,000.00
	Sale	Combined Sales For The Period 6/ 1/23 - 6/30/23 Of First Am Govt Ob Fd Cl Y		3,459,745.28	-3,459,745.28
Ending Balance 06/30/2023			-\$7,090.17	\$7,090.17	\$6,993,402.20



LOS OSOS CSD
ACCOUNT NUMBER:

Page 10 of 11
June 13, 2023 to June 30, 2023

BOND SUMMARY



	Par Value	Market Value	Percentage of Category
MATURITY			
2023	0.00	0.00	0.00
2024	0.00	0.00	0.00
2025	0.00	0.00	0.00
2026	250,000.00	229,015.00	19.00
2027	750,000.00	731,612.50	60.68
2028	280,000.00	245,064.40	20.32
Total of Category	\$1,280,000.00	\$1,205,691.90	100.00

MOODY'S RATING			
Aaa	1,030,000.00	969,176.90	80.38
N/A	250,000.00	236,515.00	19.62
Total of Category	\$1,280,000.00	\$1,205,691.90	100.00



LOS OSOS CSD
ACCOUNT NUMBER:

Page 11 of 11
June 13, 2023 to June 30, 2023

BOND SUMMARY (continued)

	Par Value	Market Value	Percentage of Category
S&P RATING			
N/A	1,280,000.00	1,205,691.90	100.00
Total of Category	\$1,280,000.00	\$1,205,691.90	100.00

BOND SUMMARY MESSAGES

Data contained within this section excluded Mutual Funds, Exchange Traded Funds, and Closed-Ended Funds.